



Round 3
Monza, Italy
23rd-24th June 2007



Timing and Results by MST Systems Ltd

www.fiagt.com

www.mstworld.com

2007 FIA GT3 European Championship

FREE PRACTICE 1

POS	NO	CL	TEAM	NAT	CAR	TIME	LAPS	GAP	KPH
1	16	C	MARTINI CALLAWAY	GER	Corvette Z06 GT3	1:54.976	16		181.38
2	38	F	KESSEL RACING	SUI	Ferrari 430 Challenge GT3	1:55.299	17	0.323	180.87
3	32	AS	TEAM BERLANGA	GBR	Ascari KZ1R	1:56.330	14	1.354	179.27
4	15	L	S-BERG RACING	AUT	Lamborghini Gallardo GT3	1:56.535	8	1.559	178.95
5	34	F	JMB RACING FERRARI	MON	Ferrari 430 Challenge GT3	1:56.590	19	1.614	178.87
6	23	AM	BMS SCUDERIA ITALIA	ITA	Aston Martin DBRS9	1:56.788	12	1.812	178.57
7	8	D	RPM	GBR	Dodge Viper Competition Coupe	1:56.856	19	1.880	178.46
8	29	AS	DAMAX	GBR	Ascari KZ1R	1:57.018	15	2.042	178.21
9	31	AS	TEAM BERLANGA	GBR	Ascari KZ1R	1:57.146	16	2.170	178.02
10	18	C	MARTINI CALLAWAY	GER	Corvette Z06 GT3	1:57.162	14	2.186	178.00
11	28	AS	DAMAX	GBR	Ascari KZ1R	1:57.311	18	2.335	177.77
12	7	D	RPM	GBR	Dodge Viper Competition Coupe	1:57.385	17	2.409	177.66
13	26	AM	HEXIS RACING	FRA	Aston Martin DBRS9	1:57.450	17	2.474	177.56
14	39	F	KESSEL RACING	SUI	Ferrari 430 Challenge GT3	1:57.648	14	2.672	177.26
15	43	FGT	MATECH RACING	SUI	Ford GT	1:58.074	13	3.098	176.62
16	25	AM	HEXIS RACING	FRA	Aston Martin DBRS9	1:58.077	14	3.101	176.62
17	2	P	TECH9 MOTORSPORT	GBR	Porsche 997 GT3 Cup	1:58.430	16	3.454	176.09
18	5	P	TRACKSPEED RACING	GBR	Porsche 997 GT3 Cup	1:58.598	13	3.622	175.84
19	14	L	S-BERG RACING	AUT	Lamborghini Gallardo GT3	1:59.078	13	4.102	175.13
20	9	D	RPM	GBR	Dodge Viper Competition Coupe	1:59.711	17	4.735	174.21
21	6	P	TRACKSPEED RACING	GBR	Porsche 997 GT3 Cup	1:59.800	17	4.824	174.08
22	17	C	MARTINI CALLAWAY	GER	Corvette Z06 GT3	1:59.860	6	4.884	173.99
23	40	FMS	TOPSPEED RACING	GER	Ford Mustang FR500 GT	2:00.281	16	5.305	173.38
24	3	P	TECH9 MOTORSPORT	GBR	Porsche 997 GT3 Cup	2:00.320	18	5.344	173.32
25	1	P	TECH9 MOTORSPORT	GBR	Porsche 997 GT3 Cup	2:00.490	6	5.514	173.08
26	27	AM	HEXIS RACING	FRA	Aston Martin DBRS9	2:00.500	13	5.524	173.06
27	37	F	KESSEL RACING	SUI	Ferrari 430 Challenge GT3	2:00.700	15	5.724	172.78
28	22	AM	BMS SCUDERIA ITALIA	ITA	Aston Martin DBRS9	2:00.854	17	5.878	172.56
29	36	F	JMB RACING FERRARI	MON	Ferrari 430 Challenge GT3	2:01.102	11	6.126	172.20
30	21	C	RIVERSIDE	FRA	Corvette Z06 GT3	2:01.251	13	6.275	171.99
31	35	F	JMB RACING FERRARI	MON	Ferrari 430 Challenge GT3	2:01.623	16	6.647	171.47
32	49	M	AUTOGT RACING	FRA	Morgan Aero V8	2:02.049	10	7.073	170.87
33	4	P	TRACKSPEED RACING	GBR	Porsche 997 GT3 Cup	2:02.251	9	7.275	170.59
34	51	M	AUTOGT RACING	FRA	Morgan Aero V8	2:02.802	13	7.826	169.82
35	44	FGT	MATECH RACING	SUI	Ford GT	2:03.141	4	8.165	169.35
36	30	AS	DAMAX	GBR	Ascari KZ1R	2:05.178	4	10.202	166.60
37	50	M	AUTOGT RACING	FRA	Morgan Aero V8	2:09.302	13	14.326	161.28
38	13	L	S-BERG RACING	AUT	Lamborghini Gallardo GT3	2:10.850	5	15.874	159.37
39	19	C	RIVERSIDE	FRA	Corvette Z06 GT3	5:05.759	4	3:10.783	68.20

Weather/Track: Sun / Dry

Monza
Circuit Length = 5.7930 km.
Start: 11:27 End: 12:25

Race Director:	Steward:	Timekeeper:
----------------	----------	-------------

2007 FIA GT3 European Championship

Free Practice 1 - Sector Analysis Report

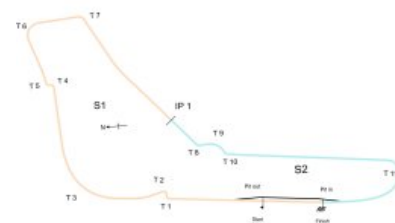
Lap	S1 Time	S1 Spd	S2 Time	S2 Spd	Lap Time	Pit	Lap	S1 Time	S1 Spd	S2 Time	S2 Spd	Lap Time	Pit
1 TECH9 MOTORSPORT GBR Porsche 997 GT3 Cup P													
1	13:59.233	213.0	49.591		14:48.824	Pit	5	1:18.171	243.2	50.799		2:08.970	Pit
2	4:37.930	235.8	42.650	224.0	5:20.580		6	15:50.603	211.3	53.337		16:43.940	Pit
3	1:22.675	238.4	41.636	225.0	2:04.311								
4	1:18.271	211.3	42.219	225.9	2:00.490								
2 TECH9 MOTORSPORT GBR Porsche 997 GT3 Cup P													
1	14:04.541	179.4	45.145	219.5	14:49.686		10	4:06.493	191.8	43.619	220.8	4:50.112	
2	1:24.456	182.4	43.514	225.0	2:07.970		11	1:19.903	231.2	42.395	222.2	2:02.298	
3	1:20.590	231.7	50.358		2:10.948	Pit	12	1:18.292	242.6	41.513	224.5	1:59.805	
4	3:50.571	216.8	42.990	223.6	4:33.561		13	1:17.888	243.2	41.369	226.4	1:59.257	
5	1:19.333	217.7	42.066	221.7	2:01.399		14	1:21.459	239.4	41.654	226.4	2:03.113	
6	16:15.088	204.9	44.385	219.9	16:59.473		15	1:17.224	238.9	41.206	225.9	1:58.430	
7	1:19.114	235.2	49.132		2:08.246	Pit	16	1:18.181	226.8	41.336	226.4	1:59.517	
8	4:58.842	233.2	41.495	224.0	5:40.337								
9	1:18.282	235.2	48.171		2:06.453	Pit							
3 TECH9 MOTORSPORT GBR Porsche 997 GT3 Cup P													
1	13:54.978	194.9	46.836	213.8	14:41.814		11	1:20.546	213.4	50.788		2:11.334	Pit
2	1:20.472	218.6	43.143	222.2	2:03.615		12	4:06.281	230.7	44.222	207.2	4:50.503	
3	1:19.699	248.8	41.780	224.5	2:01.479		13	1:19.744	196.0	43.201	225.0	2:02.945	
4	1:19.156	210.9	43.854	223.1	2:03.010		14	1:20.205	227.3	47.266	205.7	2:07.471	
5	1:19.461	201.4	43.559	224.0	2:03.020		15	1:19.513	251.7	41.936	225.4	2:01.449	
6	1:28.838	196.0	53.671		2:22.509	Pit	16	1:23.145	235.8	41.841	225.4	2:04.986	
7	16:27.276	195.6	44.675	216.8	17:11.951		17	1:17.700	251.1	48.675		2:06.375	Pit
8	1:20.555	243.7	42.205	225.4	2:02.760		18	2:43.226	191.8	42.256	226.4	3:25.482	
9	1:17.893	233.2	42.947	223.6	2:00.840								
10	1:17.910	233.2	42.410	225.4	2:00.320								
4 TRACKSPEED RACING GBR Porsche 997 GT3 Cup P													
1	16:49.939	204.5	44.259	220.4	17:34.198		6	3:02.449	220.4	43.192	219.0	3:45.641	
2	1:21.897	224.5	42.623	221.3	2:04.520		7	1:20.888	227.8	42.472	221.3	2:03.360	
3	1:32.143	223.6	52.411		2:24.554	Pit	8	1:21.000	230.2	41.990	219.0	2:02.990	
4	2:55.569	233.2	42.085	222.2	3:37.654		9	1:19.052	222.6	43.199	220.8	2:02.251	
5	31:41.879	193.8	53.618		32:35.497	Pit							



Weather / Track : Sun / Dry

Printed at 12:28, Saturday, 23 June, 2007

© MST Systems Ltd, 2005 (www.mstworld.com)



Circuit Length - 5.793 kilometres

Monza

Monza

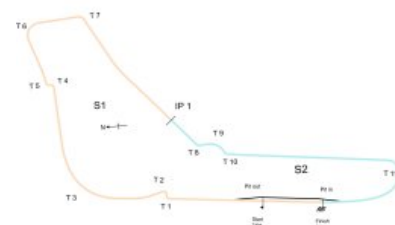
2007 FIA GT3 European Championship Free Practice 1 - Sector Analysis Report

Lap S1 Time S1 Spd S2 Time S2 Spd Lap Time Pit Lap S1 Time S1 Spd S2 Time S2 Spd Lap Time Pit

5 TRACKSPEED RACING				GBR Porsche 997 GT3 Cup				P						
1	15:14.166	191.1		45.662	204.1	15:59.828		8	1:18.732	246.5		41.413	225.0	2:00.145
2	1:22.968	212.1		51.994		2:14.962	Pit	9	1:17.686	252.3		40.912	225.0	1:58.598
3	2:27.538	244.3		40.810	224.0	3:08.348		10	1:17.892	226.4		41.513	224.5	1:59.405
4	1:22.169	229.7		42.420	224.0	2:04.589		11	1:17.362	223.1		49.142		2:06.504 Pit
5	1:19.718	230.2		41.896	224.0	2:01.614		12	3:31.938	206.1		43.844	225.4	4:15.782
6	17:00.929	216.8		44.340	222.6	17:45.269		13	1:19.204	224.5		43.470	220.4	2:02.674
7	1:18.406	243.2		41.728	225.0	2:00.134								

6 TRACKSPEED RACING				GBR Porsche 997 GT3 Cup				P						
1	15:54.325	191.1		48.137	213.0	16:42.462		10	1:27.218	216.4		43.017	216.8	2:10.235
2	1:25.259	241.0		44.101	218.1	2:09.360		11	1:20.079	229.2		45.110	198.8	2:05.189
3	1:19.545	243.7		42.622	220.8	2:02.167		12	1:23.048	203.0		45.639	212.1	2:08.687
4	1:21.469	243.7		42.868	217.7	2:04.337		13	1:19.296	229.2		42.845	222.2	2:02.141
5	1:22.825	221.3		45.013	219.5	2:07.838		14	1:19.020	241.6		41.416	220.4	2:00.436
6	17:43.144	241.6		54.187		18:37.331	Pit	15	1:18.899	237.3		41.704	220.8	2:00.603
7	4:21.790	187.5		45.117	216.4	5:06.907		16	1:18.985	243.2		41.690	219.5	2:00.675
8	1:24.483	223.6		43.286	219.5	2:07.769		17	1:18.484	243.2		41.316	219.5	1:59.800
9	1:20.609	232.2		42.904	217.3	2:03.513								

7 RPM				GBR Dodge Viper Competition Coupe				D						
1	15:03.113	195.6		44.389	219.9	15:47.502		10	1:16.804	250.5		40.581	226.8	1:57.385
2	1:26.510	214.7		43.155	222.2	2:09.665		11	1:17.645	239.4		51.638		2:09.283 Pit
3	1:20.711	227.8		41.711	222.2	2:02.422		12	5:20.872	225.0		46.440	213.0	6:07.312
4	1:22.248	209.3		44.583	220.8	2:06.831		13	1:20.546	243.2		43.247	223.6	2:03.793
5	1:22.522	219.9		53.901		2:16.423	Pit	14	1:19.780	246.0		43.267	224.5	2:03.047
6	17:25.408	231.2		45.110	223.1	18:10.518		15	1:18.402	238.9		49.567	164.3	2:07.969
7	1:19.075	250.5		40.704	225.4	1:59.779		16	1:22.197	246.5		42.425	225.0	2:04.622
8	1:17.300	252.3		40.856	225.9	1:58.156		17	1:21.972	246.0		42.046	224.5	2:04.018
9	1:21.124	209.7		42.068	225.0	2:03.192								



Circuit Length - 5.793 kilometres
Monza
Monza

Weather / Track : Sun / Dry

Printed at 12:28, Saturday, 23 June, 2007

© MST Systems Ltd, 2005 (www.mstworld.com)

Page 2

2007 FIA GT3 European Championship

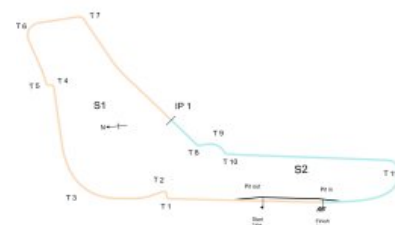
Free Practice 1 - Sector Analysis Report

Lap	S1 Time	S1 Spd	S2 Time	S2 Spd	Lap Time	Pit	Lap	S1 Time	S1 Spd	S2 Time	S2 Spd	Lap Time	Pit
8 RPM GBR Dodge Viper Competition Coupe D													
1			223.6		14:50.421		11			227.8		1:56.856	
2			225.4		2:03.618		12			227.8		1:58.579	
3			225.4		2:02.859		13					2:06.209	Pit
4			226.8		2:00.771		14			216.0		4:46.003	
5			226.8		2:00.854		15			224.0		2:03.815	
6			225.9		2:01.580		16			226.8		2:00.771	
7			226.8		17:28.290		17			226.8		2:00.428	
8			223.1		2:00.422		18			227.3		1:58.043	
9			228.3		1:58.865		19			230.2		1:57.551	
10			226.8		1:57.561								

Lap	S1 Time	S1 Spd	S2 Time	S2 Spd	Lap Time	Pit	Lap	S1 Time	S1 Spd	S2 Time	S2 Spd	Lap Time	Pit
9 RPM GBR Dodge Viper Competition Coupe D													
1	15:27.793	212.5	45.330	207.6	16:13.123		10	1:20.820	230.7	51.102		2:11.922	Pit
2	1:22.366	229.2	53.031		2:15.397	Pit	11	3:49.985	229.7	44.156	213.4	4:34.141	
3	2:57.381	244.8	42.778	216.8	3:40.159		12	1:19.098	245.4	45.053	203.3	2:04.151	
4	1:22.222	235.8	42.643	218.1	2:04.865		13	1:22.670	228.8	42.117	220.4	2:04.787	
5	1:19.990	246.0	41.864	220.4	2:01.854		14	1:19.232	239.4	45.334	219.5	2:04.566	
6	17:16.198	191.1	47.181	209.7	18:03.379		15	1:19.001	235.8	41.884	214.7	2:00.885	
7	1:22.712	216.0	43.630	215.5	2:06.342		16	1:20.516	235.8	41.441	219.9	2:01.957	
8	1:20.022	222.2	41.818	218.1	2:01.840		17	1:18.489	233.2	41.222	219.5	1:59.711	
9	1:18.781	230.7	41.894	220.8	2:00.675								

Lap	S1 Time	S1 Spd	S2 Time	S2 Spd	Lap Time	Pit	Lap	S1 Time	S1 Spd	S2 Time	S2 Spd	Lap Time	Pit
13 S-BERG RACING AUT Lamborghini Gallardo GT3 L													
1			208.8		17:16.866		4	1:25.450	228.3	45.400	219.5	2:10.850	
2	1:28.059	197.4	56.966		2:25.025	Pit	5					2:28.396	Pit
3			214.7		23:50.952								

Lap	S1 Time	S1 Spd	S2 Time	S2 Spd	Lap Time	Pit	Lap	S1 Time	S1 Spd	S2 Time	S2 Spd	Lap Time	Pit
14 S-BERG RACING AUT Lamborghini Gallardo GT3 L													
1	16:33.593	230.7	44.841	218.6	17:18.434		8	1:17.401	247.7	41.677	219.5	1:59.078	
2				220.4	2:03.026		9	1:18.436	244.3	41.139	223.1	1:59.575	
3	1:19.626	243.7	46.934		2:06.560	Pit	10	1:17.609	243.2	48.513		2:06.122	Pit
4	3:19.793	239.4	42.108	222.2	4:01.901		11	3:47.477	208.8	45.384	216.8	4:32.861	
5	16:37.623	244.3	41.639	221.3	17:19.262		12	1:20.533	228.3	44.354	224.0	2:04.887	
6	1:18.379	246.0	41.758	222.2	2:00.137		13	1:19.150	247.1	41.920	221.7	2:01.070	
7	1:23.403	246.0	40.881	223.6	2:04.284								



Circuit Length - 5.793 kilometres
Monza
Monza

Weather / Track : Sun / Dry

Printed at 12:28, Saturday, 23 June, 2007

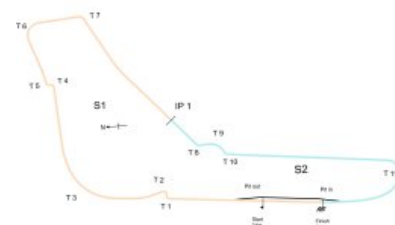
© MST Systems Ltd, 2005 (www.mstworld.com)

Page 3

2007 FIA GT3 European Championship

Free Practice 1 - Sector Analysis Report

Lap	S1 Time	S1 Spd	S2 Time	S2 Spd	Lap Time	Pit	Lap	S1 Time	S1 Spd	S2 Time	S2 Spd	Lap Time	Pit	
15 S-BERG RACING							AUT Lamborghini Gallardo GT3							L
1					18:20.466	Pit	6			224.5		1:56.632		
2			222.6		3:13.011		7			225.0		1:56.535		
3					2:17.091	Pit	8					2:03.394	Pit	
4			219.5		19:00.719									
5			219.5		2:01.952									
16 MARTINI CALLAWAY							GER Corvette Z06 GT3							C
1	19:25.372	201.4		45.130	214.7	20:10.502	10	1:18.296	236.3		41.610	231.7	1:59.906	
2	1:24.544	198.5		41.868	231.7	2:06.412	11	1:23.935	184.6		57.457		2:21.392	
3	1:19.348	200.3		51.291	232.2	2:10.639	12	4:50.368	128.7		45.827	227.8	5:36.195	
4	1:14.984	242.1		39.992	233.7	1:54.976	13	1:52.821	197.8		43.154	231.7	2:35.975	
5	16:07.180	206.1		46.487	223.1	16:53.667	14	1:19.986	240.0		41.452	232.7	2:01.438	
6	1:19.527	221.7		42.840	228.8	2:02.367	15	1:18.042	225.4		41.712	233.7	1:59.754	
7	1:18.368	222.6		42.910	228.3	2:01.278	16	1:17.719	241.6		41.403	231.7	1:59.122	
8	1:17.580	227.8		41.521	231.2	1:59.101								
9	1:18.571	240.5		42.289	231.2	2:00.860								
17 MARTINI CALLAWAY							GER Corvette Z06 GT3							C
1	15:49.702	160.4		45.574	219.9	16:35.276	5	1:20.426	237.8		48.992		2:09.418	
2	1:21.030	215.1		54.914		2:15.944	Pit	6	25:09.971	245.4		48.742	25:58.713	
3	2:45.675	204.5		42.334	221.3	3:28.009								
4	1:18.318	233.7		41.542	224.5	1:59.860								
18 MARTINI CALLAWAY							GER Corvette Z06 GT3							C
1	15:48.282	166.1		49.566	193.2	16:37.848	9	6:52.566	219.9		44.034	216.0	7:36.600	
2	1:30.039	205.3		54.674		2:24.713	Pit	10	1:20.624	244.3		40.761	227.3	
3	4:55.869	210.1		56.333		5:52.202	Pit	11	1:20.645	238.9		41.884	225.0	
4	16:46.064	210.5		44.132	214.7	17:30.196	12	1:19.079	245.4		41.023	221.7	2:00.102	
5	1:21.375	237.8		42.648	211.3	2:04.023	13	1:19.143	252.3		40.723	220.8	1:59.866	
6	1:22.417	242.6		41.911	220.8	2:04.328	14	1:16.649	247.1		40.513	225.4	1:57.162	
7	1:25.076	222.2		42.263	221.7	2:07.339								
8	1:21.360	222.6		54.278		2:15.638	Pit							
19 RIVERSIDE							FRA Corvette Z06 GT3							C
1	14:40.822	150.8		1:05.910		15:46.732	Pit	4	18:19.315	176.1		57.160	19:16.475	
2	4:13.783	173.9		51.976	185.8	5:05.759								
3	1:40.201	154.0		1:06.845		2:47.046	Pit							



Circuit Length - 5.793 kilometres
Monza
Monza

Weather / Track : Sun / Dry

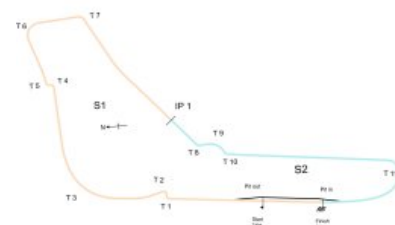
Printed at 12:28, Saturday, 23 June, 2007

© MST Systems Ltd, 2005 (www.mstworld.com)

Page 4

2007 FIA GT3 European Championship Free Practice 1 - Sector Analysis Report

Lap	S1 Time	S1 Spd	S2 Time	S2 Spd	Lap Time	Pit	Lap	S1 Time	S1 Spd	S2 Time	S2 Spd	Lap Time	Pit	
21 RIVERSIDE							FRA Corvette Z06 GT3							C
1	15:19.474	193.2	48.343	209.7	16:07.817		8	1:19.030	244.8	42.378	224.0	2:01.408		
2	1:25.973	227.3	50.675		2:16.648	Pit	9	1:19.082	248.8	42.169	222.6	2:01.251		
3	4:54.282	177.6	48.765	208.8	5:43.047		10	1:19.332	248.2	53.434		2:12.766	Pit	
4	1:22.587	196.0	47.249	219.9	2:09.836		11	4:53.477	202.2	48.147	207.2	5:41.624		
5	16:00.152	219.9	46.733	216.8	16:46.885		12	1:22.374	228.8	43.209	221.7	2:05.583		
6	1:23.596	222.2	46.215	217.7	2:09.811		13	1:20.204	229.2	43.188	223.6	2:03.392		
7	1:22.551	227.8	43.994	222.6	2:06.545									
22 BMS SCUDERIA ITALIA							ITA Aston Martin DBRS9							AM
1	14:41.802	135.8	48.845	215.1	15:30.647		10	3:09.657	188.8	46.226	211.7	3:55.883		
2	1:24.173	191.8	43.692	220.4	2:07.865		11	1:20.811	218.1	43.775	219.9	2:04.586		
3	1:20.342	213.0	42.692	221.3	2:03.034		12	1:22.048	220.8	1:01.436		2:23.484	Pit	
4	1:22.717	215.1	42.419	220.4	2:05.136		13	2:39.382	222.2	43.787	219.5	3:23.169		
5	1:19.609	218.1	53.002		2:12.611	Pit	14	1:23.090	228.3	43.507	221.3	2:06.597		
6	17:43.112	202.6	45.870	221.7	18:28.982		15	1:19.944	230.7	43.770	221.3	2:03.714		
7	1:21.694	217.7	42.930	221.3	2:04.624		16	1:19.509	233.7	42.521	222.2	2:02.030		
8	1:19.115	230.2	41.739	225.0	2:00.854		17	1:20.020	229.2	42.310	221.7	2:02.330		
9	1:20.726	229.2	50.041		2:10.767	Pit								
23 BMS SCUDERIA ITALIA							ITA Aston Martin DBRS9							AM
1	13:40.642	222.6	50.837		14:31.479	Pit	8	1:19.962	198.5	58.919		2:18.881	Pit	
2	6:11.726	186.2	44.506	222.6	6:56.232		9	14:07.333	216.8	44.211	222.2	14:51.544		
3	1:20.382	206.8	45.377	219.9	2:05.759		10	1:18.975	243.2	40.208	223.6	1:59.183		
4	1:19.013	242.1	42.467	222.2	2:01.480		11	1:17.358	241.0	40.747	219.9	1:58.105		
5	16:14.894	169.5	46.250	220.4	17:01.144		12	1:16.466	241.0	40.322	222.6	1:56.788		
6	1:24.605	240.0	43.162	221.7	2:07.767									
7	1:17.559	244.8	40.593	225.0	1:58.152									
24 BMS SCUDERIA ITALIA							ITA Aston Martin DBRS9							AM
1	14:57.430	181.5	58.244		15:55.674	Pit								
2	7:23.084	194.9	56.754		8:19.838	Pit								



Circuit Length - 5.793 kilometres
Monza
Monza

Weather / Track : Sun / Dry

Printed at 12:28, Saturday, 23 June, 2007

© MST Systems Ltd, 2005 (www.mstworld.com)

2007 FIA GT3 European Championship

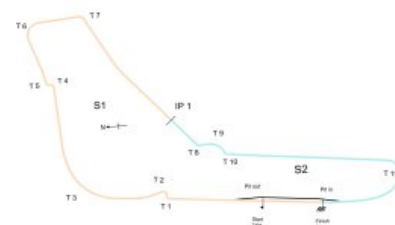
Free Practice 1 - Sector Analysis Report

Lap	S1 Time	S1 Spd	S2 Time	S2 Spd	Lap Time	Pit	Lap	S1 Time	S1 Spd	S2 Time	S2 Spd	Lap Time	Pit
25 HEXIS RACING FRA Aston Martin DBRS9 AM													
1			218.1		14:27.859		9			221.3		2:02.785	
2			220.4		2:02.668		10			222.6		1:58.077	
3			221.7		2:01.016		11			221.7		1:58.477	
4			223.1		1:59.626		12			202.6		2:06.822	Pit
5			221.3		2:00.131		13					5:59.778	
6					2:13.227	Pit	14					5:45.225	Pit
7			216.8		19:01.119								
8			206.5		2:02.508								

Lap	S1 Time	S1 Spd	S2 Time	S2 Spd	Lap Time	Pit	Lap	S1 Time	S1 Spd	S2 Time	S2 Spd	Lap Time	Pit
26 HEXIS RACING FRA Aston Martin DBRS9 AM													
1	17:02.245	182.4	49.496	209.7	17:51.741		10	1:19.063	242.6	41.102	221.3	2:00.165	
2	1:26.433	186.5	44.220	218.1	2:10.653		11	1:18.312	243.7	41.071	220.4	1:59.383	
3	1:21.978	221.7	44.038	216.8	2:06.016		12	1:17.934	243.7	55.296		2:13.230	Pit
4	1:23.027	213.4	43.169	220.8	2:06.196		13	5:20.067	204.9	43.868	219.9	6:03.935	
5	1:23.099	220.8	42.828	220.4	2:05.927		14	1:20.709	223.6	42.390	223.1	2:03.099	
6	16:10.755	200.3	48.664	210.5	16:59.419		15	1:19.044	245.4	40.632	221.7	1:59.676	
7	1:26.341	230.7	44.651	218.6	2:10.992		16	1:17.285	241.6	40.417	223.1	1:57.702	
8	1:19.760	237.8	42.003	220.8	2:01.763		17	1:16.812	244.3	40.638	221.7	1:57.450	
9	1:18.915	242.1	41.338	220.8	2:00.253								

Lap	S1 Time	S1 Spd	S2 Time	S2 Spd	Lap Time	Pit	Lap	S1 Time	S1 Spd	S2 Time	S2 Spd	Lap Time	Pit
27 HEXIS RACING FRA Aston Martin DBRS9 AM													
1	14:38.019	189.1	52.351		15:30.370	Pit	8	1:18.787	240.0	54.174		2:12.961	Pit
2	4:48.586	205.3	43.481	219.0	5:32.067		9	6:22.870	233.2	42.970	218.1	7:05.840	
3	1:23.684	216.0	42.773	218.6	2:06.457		10	1:19.178	224.0	42.299	219.5	2:01.477	
4	1:21.296	214.2	43.527	218.6	2:04.823		11	1:18.840	235.2	41.660	222.2	2:00.500	
5	16:42.576	185.5	46.406	216.0	17:28.982		12	1:21.053	218.1	50.388		2:11.441	Pit
6	1:20.828	218.1	43.215	220.4	2:04.043		13	6:16.632	229.7	41.768	221.3	6:58.400	
7	1:20.205	208.4	42.924	220.4	2:03.129								

Lap	S1 Time	S1 Spd	S2 Time	S2 Spd	Lap Time	Pit	Lap	S1 Time	S1 Spd	S2 Time	S2 Spd	Lap Time	Pit
28 DAMAX GBR Ascari KZ1R AS													
1	13:48.194	221.7	42.571	222.6	14:30.765		11	4:51.854	232.2	45.983	216.8	5:37.837	
2	1:18.558	221.7	43.411	223.6	2:01.969		12	1:21.586	246.5	46.300	208.0	2:07.886	
3	1:17.032	250.5	40.769	224.0	1:57.801		13	1:19.735	246.0	43.207	216.8	2:02.942	
4	1:16.923	251.7	40.388	227.3	1:57.311		14	1:18.436	252.3	41.483	226.4	1:59.919	
5	1:25.023	245.4	40.610	225.9	2:05.633		15	1:22.041	234.7	41.746	224.5	2:03.787	
6	1:37.277	206.5	55.227		2:32.504	Pit	16	1:19.353	248.2	41.369	222.6	2:00.722	
7	16:49.327	221.3	42.498	224.0	17:31.825		17	1:19.699	248.8	41.090	227.3	2:00.789	
8	1:21.384	242.1	41.158	224.0	2:02.542		18	1:17.831	251.1	40.800	226.4	1:58.631	
9	1:17.442	250.0	40.275	225.9	1:57.717								
10	1:18.784	251.1	46.280		2:05.064	Pit							



Circuit Length - 5.793 kilometres
Monza
Monza

Weather / Track : Sun / Dry

Printed at 12:28, Saturday, 23 June, 2007

© MST Systems Ltd, 2005 (www.mstworld.com)

Page 6

2007 FIA GT3 European Championship

Free Practice 1 - Sector Analysis Report

Lap S1 Time S1 Spd S2 Time S2 Spd Lap Time Pit Lap S1 Time S1 Spd S2 Time S2 Spd Lap Time Pit

29 DAMAX				GBR				Ascari KZ1R				AS			
1	14:43.701	158.8		59.038		15:42.739	Pit	9	4:36.219	211.7		46.550	216.0	5:22.769	
2	3:27.359	247.1		42.502	221.7	4:09.861		10	1:20.474	236.3		42.197	224.5	2:02.671	
3	1:27.550	243.2		50.254		2:17.804	Pit	11	1:18.578	240.5		41.364	224.0	1:59.942	
4	19:45.233	225.4		42.875	223.1	20:28.108		12	1:19.175	250.0		41.508	223.6	2:00.683	
5	1:22.764	248.2		42.184	222.6	2:04.948		13	1:18.086	242.6		41.466	224.5	1:59.552	
6	1:17.370	248.8		40.657	225.4	1:58.027		14	1:18.362	237.8		41.378	224.5	1:59.740	
7	1:16.862	251.7		40.156	225.4	1:57.018		15	1:18.299	236.3		41.726	225.0	2:00.025	
8	1:16.814	249.4		48.655		2:05.469	Pit								

30 DAMAX				GBR				Ascari KZ1R				AS			
1	14:36.293	175.0		49.729	209.3	15:26.022		4	1:33.591	183.9		56.025		2:29.616	Pit
2	1:30.861	186.8		44.659	219.0	2:15.520									
3	1:22.688	214.7		42.490	222.2	2:05.178									

31 TEAM BERLANGA				GBR				Ascari KZ1R				AS			
1	14:16.362	180.3		46.095	221.7	15:02.457		10	4:42.085	201.4		45.302	216.4	5:27.387	
2	1:21.297	248.8		41.384	223.6	2:02.681		11	1:22.129	210.9		48.310	202.6	2:10.439	
3	1:17.528	233.7		40.997	225.9	1:58.525		12	1:20.467	228.3		43.115	223.1	2:03.582	
4	1:32.926	248.8		48.970		2:21.896	Pit	13	1:22.888	230.7		41.598	225.4	2:04.486	
5	21:51.118	230.7		48.079	213.8	22:39.197		14	1:18.307	229.7		41.368	224.5	1:59.675	
6	1:18.833	245.4		41.188	224.5	2:00.021		15	1:19.065	180.0		41.436	225.4	2:00.501	
7	1:16.663	246.5		41.232	225.0	1:57.895		16	1:17.622	219.0		41.197	225.4	1:58.819	
8	1:16.187	243.2		40.959	224.5	1:57.146									
9	1:16.869	240.5		48.889		2:05.758	Pit								

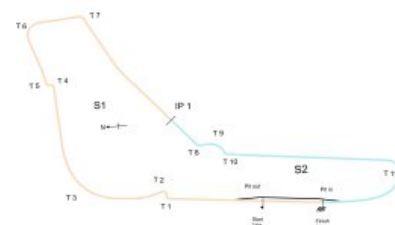
32 TEAM BERLANGA				GBR				Ascari KZ1R				AS			
1	14:24.146	227.8		43.836	222.2	15:07.982		9	1:19.357	240.5		42.176	222.2	2:01.533	
2	1:22.070	232.7		42.322	225.0	2:04.392		10	1:20.634	248.8		40.561	226.8	2:01.195	
3	1:19.588	247.1		50.017		2:09.605	Pit	11	1:17.014	235.2		41.144	228.3	1:58.158	
4	2:31.769	236.8		41.195	225.0	3:12.964		12	1:17.298	244.8		40.418	227.8	1:57.716	
5	27:56.035	201.4		43.648	225.9	28:39.683		13	1:16.628	249.4		40.441	228.3	1:57.069	
6	1:18.341	212.1		41.714	228.8	2:00.055		14	1:16.267	248.8		40.063	227.8	1:56.330	
7	1:19.507	237.8		41.353	226.4	2:00.860									
8	1:17.099	223.1		44.092	205.3	2:01.191									



Weather / Track : Sun / Dry

Printed at 12:28, Saturday, 23 June, 2007

© MST Systems Ltd, 2005 (www.mstworld.com)



Circuit Length - 5.793 kilometres

Monza

Monza

Page 7

2007 FIA GT3 European Championship

Free Practice 1 - Sector Analysis Report

Lap S1 Time S1 Spd S2 Time S2 Spd Lap Time Pit Lap S1 Time S1 Spd S2 Time S2 Spd Lap Time Pit

34 JMB RACING FERRARI				MON				Ferrari 430 Challenge GT3				F			
1	14:02.068	242.6		48.856		14:50.924	Pit	11	1:16.420	245.4		40.170	223.6	1:56.590	
2	2:40.066	243.7		41.260	220.8	3:21.326		12	1:16.724	245.4		47.035		2:03.759	Pit
3	1:18.127	246.0		40.759	224.0	1:58.886		13	4:28.896	231.7		44.962	216.8	5:13.858	
4	1:25.768	246.5		40.849	225.0	2:06.617		14	1:19.519	241.0		42.814	219.5	2:02.333	
5	1:17.863	245.4		41.514	220.8	1:59.377		15	1:17.742	247.7		41.274	224.0	1:59.016	
6	1:17.833	246.0		48.773		2:06.606	Pit	16	1:22.050	232.7		45.052	220.8	2:07.102	
7	15:18.779	240.5		41.634	220.8	16:00.413		17	1:18.009	247.1		41.181	222.2	1:59.190	
8	1:17.373	243.2		40.578	224.5	1:57.951		18	1:16.831	247.1		41.709	222.6	1:58.540	
9	1:16.930	243.7		40.451	223.6	1:57.381		19	1:17.437	245.4		41.610	221.3	1:59.047	
10	1:16.816	244.3		40.371	224.0	1:57.187									

35 JMB RACING FERRARI				MON				Ferrari 430 Challenge GT3				F			
1	15:05.484	180.0		58.599		16:04.083	Pit	10	1:19.859	241.0		41.942	218.1	2:01.801	
2	3:30.769	200.0		46.706	216.0	4:17.475		11	1:19.343	240.0		42.350	215.1	2:01.693	
3	1:26.395	223.6		44.560	217.7	2:10.955		12	1:20.204	240.0		42.502	216.0	2:02.706	
4	1:22.315	238.9		44.717	214.7	2:07.032		13	1:24.626	208.8		57.454		2:22.080	Pit
5	18:00.538	197.0		46.568	211.7	18:47.106		14	4:03.249	212.1		44.992	218.1	4:48.241	
6	1:23.947	228.3		44.034	216.0	2:07.981		15	1:19.707	240.5		43.908	219.0	2:03.615	
7	1:21.374	227.8		42.996	217.3	2:04.370		16	1:19.696	238.9		43.053	220.4	2:02.749	
8	1:20.361	237.8		42.050	218.6	2:02.411									
9	1:19.461	239.4		42.162	217.7	2:01.623									

36 JMB RACING FERRARI				MON				Ferrari 430 Challenge GT3				F			
1	15:00.223	181.2		58.034		15:58.257	Pit	7	5:34.877	193.2		48.763	207.2	6:23.640	
2	3:37.522	203.7		43.983	219.5	4:21.505		8	1:28.020	208.4		50.682	196.3	2:18.702	
3	1:25.935	242.1		42.679	222.6	2:08.614		9	1:27.504	211.3		47.459	203.3	2:14.963	
4	1:21.657	242.1		41.923	221.3	2:03.580		10	1:27.565	213.8		45.883	213.0	2:13.448	
5	1:19.429	244.3		41.673	220.4	2:01.102		11	1:26.392	215.5		1:44.717		3:11.109	Pit
6	20:43.135	170.3		1:03.300		21:46.435	Pit								

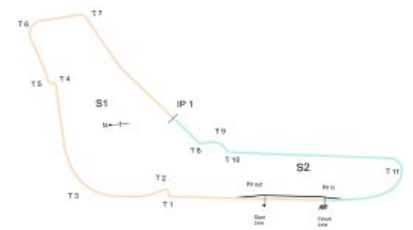
37 KESSEL RACING				SUI				Ferrari 430 Challenge GT3				F			
1	15:22.829	182.7		46.209	217.3	16:09.038		9	1:39.401	248.8		50.535		2:29.936	Pit
2	1:30.180	233.7		54.606		2:24.786	Pit	10	3:31.230	222.6		47.665	212.5	4:18.895	
3	5:31.265	180.0		59.472		6:30.737	Pit	11	1:21.352	247.7		42.916	225.0	2:04.268	
4	16:55.475	186.2		46.152	221.7	17:41.627		12	1:20.088	248.2		43.553	223.1	2:03.641	
5	1:20.248	236.3		44.067	226.4	2:04.315		13	1:19.033	248.2		42.259	227.3	2:01.292	
6	1:20.118	220.4		42.513	226.4	2:02.631		14	1:20.052	236.8		43.178	218.6	2:03.230	
7	1:19.450	247.7		42.643	225.0	2:02.093		15	1:18.902	250.0		41.798	229.2	2:00.700	
8	1:21.801	246.5		51.789		2:13.590	Pit								



Weather / Track : Sun / Dry

Printed at 12:28, Saturday, 23 June, 2007

© MST Systems Ltd, 2005 (www.mstworld.com)



Circuit Length - 5.793 kilometres

Monza

Monza

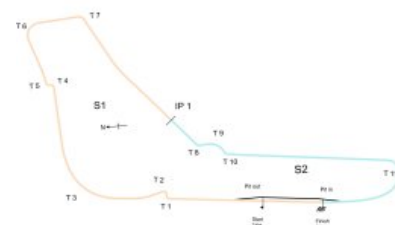
2007 FIA GT3 European Championship Free Practice 1 - Sector Analysis Report

Lap	S1 Time	S1 Spd	S2 Time	S2 Spd	Lap Time	Pit	Lap	S1 Time	S1 Spd	S2 Time	S2 Spd	Lap Time	Pit
38 KESSEL RACING SUI Ferrari 430 Challenge GT3 F													
1	18:18.319	197.4	43.893	221.7	19:02.212		10	1:15.773	251.1	40.903	221.7	1:56.676	
2	1:16.865	240.0	41.081	223.1	1:57.946		11	1:15.712	249.4	42.505	226.4	1:58.217	
3	1:19.145	252.3	40.670	226.4	1:59.815		12	1:15.459	250.0	48.342		2:03.801	Pit
4	1:19.701	210.5	59.644		2:19.345	Pit	13	4:00.539	248.8	41.172	224.5	4:41.711	
5	16:45.721	247.1	43.541	219.0	17:29.262		14	1:17.137	250.0	45.844	225.9	2:02.981	
6	1:18.018	240.5	42.388	225.4	2:00.406		15	1:16.161	250.0	39.921	225.9	1:56.082	
7	1:17.804	242.6	40.546	225.9	1:58.350		16	1:15.811	248.8	39.870	227.8	1:55.681	
8	1:16.732	236.8	43.003	224.5	1:59.735		17	1:15.456	251.7	39.843	229.2	1:55.299	
9	1:15.945	251.7	40.358	226.4	1:56.303								

Lap	S1 Time	S1 Spd	S2 Time	S2 Spd	Lap Time	Pit	Lap	S1 Time	S1 Spd	S2 Time	S2 Spd	Lap Time	Pit
39 KESSEL RACING SUI Ferrari 430 Challenge GT3 F													
1	16:51.280	188.4	47.863	208.8	17:39.143		9	1:20.793	236.3	51.126		2:11.919	Pit
2	1:25.834	194.9	44.597	217.7	2:10.431		10	2:12.707	243.7	41.948	225.0	2:54.655	
3	1:31.829	220.8	45.368	213.4	2:17.197		11	1:27.474	247.7	43.023	224.5	2:10.497	
4	1:24.721	170.0	45.703	218.1	2:10.424		12	1:17.646	246.0	42.159	224.5	1:59.805	
5	1:24.312	240.5	52.126		2:16.438	Pit	13	1:17.071	249.4	40.577	226.4	1:57.648	
6	24:05.982	223.1	43.244	221.3	24:49.226		14	1:17.714	250.5	43.975	225.9	2:01.689	
7	1:19.118	248.2	41.257	223.1	2:00.375								
8	1:18.651	249.4	41.901	221.3	2:00.552								

Lap	S1 Time	S1 Spd	S2 Time	S2 Spd	Lap Time	Pit	Lap	S1 Time	S1 Spd	S2 Time	S2 Spd	Lap Time	Pit
40 TOPSPEED RACING GER Ford Mustang FR500 GT FMS													
1					15:12.968	Pit	10	4:09.530	211.3	45.851	214.2	4:55.381	
2	3:08.503	208.8	43.420	216.8	3:51.923		11	1:21.235	218.1	43.641	217.7	2:04.876	
3	1:21.481	221.3	43.178	218.1	2:04.659		12	1:18.916	242.1	42.273	219.5	2:01.189	
4	1:37.087	172.8	1:00.565		2:37.652	Pit	13	1:22.738	238.9	42.263	218.6	2:05.001	
5	18:26.338	214.7	43.901	216.0	19:10.239		14				219.0	2:01.792	
6	1:21.413	225.4	43.097	217.7	2:04.510		15	1:18.727	244.3	41.554	220.4	2:00.281	
7	1:19.555	241.0	42.019	219.5	2:01.574		16	1:19.506	241.0	41.478	221.3	2:00.984	
8	1:20.389	243.2	42.081	218.6	2:02.470								
9	1:19.922	238.9	51.687		2:11.609	Pit							

Lap	S1 Time	S1 Spd	S2 Time	S2 Spd	Lap Time	Pit	Lap	S1 Time	S1 Spd	S2 Time	S2 Spd	Lap Time	Pit
43 MATECH RACING SUI Ford GT FGT													
1	15:01.846	175.6	1:00.038		16:01.884	Pit	8	1:17.237	245.4	40.837	224.5	1:58.074	
2	1:43.884	226.4	42.174	224.0	2:26.058		9	1:17.481	244.3	50.480		2:07.961	Pit
3	1:18.587	247.1	41.078	222.6	1:59.665		10	3:55.409	210.1	44.989	222.2	4:40.398	
4	1:18.785	241.6	41.268	223.6	2:00.053		11	1:22.456	219.9	43.455	221.7	2:05.911	
5	1:20.457	232.7	50.822		2:11.279	Pit	12	1:21.320	231.2	43.500	219.0	2:04.820	
6	17:04.693	225.4	42.802	222.2	17:47.495		13	1:27.806	230.7	1:01.852	138.4	2:29.658	
7	1:18.225	244.3	41.529	223.1	1:59.754								



Circuit Length - 5.793 kilometres
Monza
Monza

Weather / Track : Sun / Dry

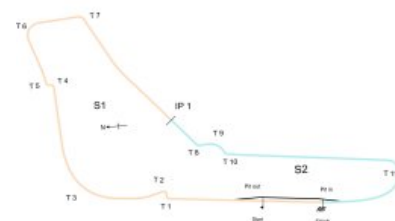
Printed at 12:28, Saturday, 23 June, 2007

© MST Systems Ltd, 2005 (www.mstworld.com)

Page 9

2007 FIA GT3 European Championship Free Practice 1 - Sector Analysis Report

Lap	S1 Time	S1 Spd	S2 Time	S2 Spd	Lap Time	Pit	Lap	S1 Time	S1 Spd	S2 Time	S2 Spd	Lap Time	Pit
44 MATECH RACING													
SUI						Ford GT						FGT	
1	14:45.030	152.5	46.686	216.0	15:31.716		4	2:45.286	132.0	1:17.138		4:02.424	<i>Pit</i>
2	1:24.332	184.9	43.401	222.2	2:07.733								
3	1:20.378	196.7	42.763	217.3	2:03.141								
49 AUTOGT RACING													
FRA						Morgan Aero V8						M	
1			212.5	20:27.746			7			219.0		2:02.288	
2				2:32.790	<i>Pit</i>		8					2:19.909	<i>Pit</i>
3			211.3	21:52.673			9			211.7		5:09.680	
4			217.7	2:08.958			10					4:13.186	<i>Pit</i>
5			221.7	2:04.190									
6			219.0	2:02.049									
50 AUTOGT RACING													
FRA						Morgan Aero V8						M	
1			186.2	20:32.073			8			220.8		2:09.700	
2			202.6	2:27.048			9			196.3		2:10.933	
3			209.3	2:21.514			10			218.6		2:09.302	
4			205.3	18:53.705			11					2:25.941	<i>Pit</i>
5			213.0	2:17.804			12			183.6		6:18.823	
6			215.5	2:17.527			13			213.0		2:14.737	
7			216.8	2:15.016									
51 AUTOGT RACING													
FRA						Morgan Aero V8						M	
1			199.6	17:41.745			8			202.2		5:15.225	
2				2:28.777	<i>Pit</i>		9			208.0		2:07.277	
3			206.1	23:18.821			10			209.7		2:06.186	
4			208.4	2:07.882			11			212.5		2:03.694	
5			208.4	2:04.647			12			210.9		2:03.939	
6			209.3	2:02.802			13			209.3		2:03.159	
7				2:13.909	<i>Pit</i>								



Circuit Length - 5.793 kilometres
Monza
Monza

Weather / Track : Sun / Dry

2007 FIA GT3 European Championship Free Practice 1 - Best Sector Speeds Report

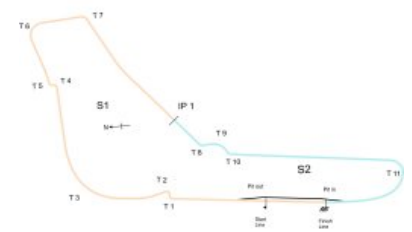
SECTOR 1					SECTOR 2				
POS	NO	NAME	SPEED	LAP	NO	NAME	SPEED	LAP	
1	5	TRACKSPEED	252.3	9	16	MARTINI CAL	233.7	4	
2	7	RPM	252.3	8	8	RPM	230.2	19	
3	18	MARTINI CAL	252.3	13	37	KESSEL RACI	229.2	15	
4	28	DAMAX	252.3	14	38	KESSEL RACI	229.2	17	
5	38	KESSEL RACI	252.3	3	32	TEAM BERLAN	228.8	6	
6	3	TECH9 MOTO	251.7	15	18	MARTINI CAL	227.3	10	
7	29	DAMAX	251.7	7	28	DAMAX	227.3	4	
8	39	KESSEL RACI	250.5	14	7	RPM	226.8	10	
9	37	KESSEL RACI	250.0	15	2	TECH9 MOTO	226.4	13	
10	32	TEAM BERLAN	249.4	13	3	TECH9 MOTO	226.4	18	
11	21	RIVERSIDE	248.8	9	39	KESSEL RACI	226.4	13	
12	31	TEAM BERLAN	248.8	2	1	TECH9 MOTO	225.9	4	
13	14	S-BERG RACI	247.7	8	31	TEAM BERLAN	225.9	3	
14	34	JMB RACING	247.7	15	5	TRACKSPEED	225.4	12	
15	43	MATECH RACI	247.1	3	29	DAMAX	225.4	6	
16	9	RPM	246.0	5	15	S-BERG RACI	225.0	7	
17	17	MARTINI CAL	245.4	6	22	BMS SCUDERI	225.0	8	
18	26	HEXIS RACIN	245.4	15	23	BMS SCUDERI	225.0	7	
19	23	BMS SCUDERI	244.8	7	34	JMB RACING	225.0	4	
20	36	JMB RACING	244.3	5	17	MARTINI CAL	224.5	4	
21	40	TOPSPEED RA	244.3	15	43	MATECH RACI	224.5	8	
22	6	TRACKSPEED	243.7	3	14	S-BERG RACI	224.0	12	
23	1	TECH9 MOTO	243.2	5	21	RIVERSIDE	224.0	8	
24	2	TECH9 MOTO	243.2	13	25	HEXIS RACIN	223.1	4	
25	16	MARTINI CAL	242.1	4	26	HEXIS RACIN	223.1	14	
26	35	JMB RACING	241.0	10	36	JMB RACING	222.6	3	
27	27	HEXIS RACIN	240.0	8	4	TRACKSPEED	222.2	4	
28	22	BMS SCUDERI	233.7	16	6	TRACKSPEED	222.2	13	
29	4	TRACKSPEED	233.2	4	27	HEXIS RACIN	222.2	11	
30	13	S-BERG RACI	228.3	4	30	DAMAX	222.2	3	
31	30	DAMAX	214.7	3	44	MATECH RACI	222.2	2	
32	44	MATECH RACI	196.7	3	49	AUTOGT RACI	221.7	5	
33	24	BMS SCUDERI	194.9	2	40	TOPSPEED RA	221.3	16	
34	19	RIVERSIDE	176.1	4	9	RPM	220.8	9	
35					50	AUTOGT RACI	220.8	8	
36					35	JMB RACING	220.4	16	
37					13	S-BERG RACI	219.5	4	
38					51	AUTOGT RACI	212.5	11	
39					19	RIVERSIDE	185.8	2	



Weather / Track : Sun / Dry

Printed at 12:27, Saturday, 23 June, 2007

© MST Systems Ltd, 2005 (www.mstworld.com)



Circuit Length - 5.793 kilometres

Monza
Monza

Page 1

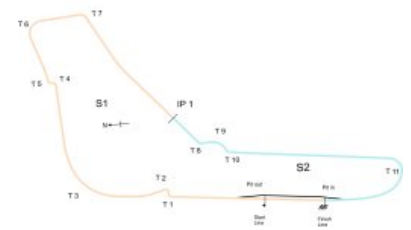
2007 FIA GT3 European Championship Free Practice 1 - Best Sector Times Report

SECTOR 1				SECTOR 2			IDEAL/BEST LAP COMPARISON					
POS	NO	TIME	LAP	NO	TIME	LAP	NO	NAME	IDEAL	BEST	LAP	DIFF
1	16	1:14.984	4	38	39.843	17	16	MARTINI CA	1:54.976	1:54.976	4	+ 0.000
2	38	1:15.456	17	16	39.992	4	38	KESSEL RAC	1:55.299	1:55.299	17	+ 0.000
3	31	1:16.187	8	32	40.063	14	32	TEAM BERLA	1:56.330	1:56.330	14	+ 0.000
4	32	1:16.267	14	29	40.156	7	34	JMB RACING	1:56.590	1:56.590	11	+ 0.000
5	34	1:16.420	11	34	40.170	11	23	BMS SCUDE	1:56.674	1:56.788	12	+ 0.114
6	23	1:16.466	12	23	40.208	10	29	DAMAX	1:56.970	1:57.018	7	+ 0.048
7	18	1:16.649	14	28	40.275	9	31	TEAM BERLA	1:57.146	1:57.146	8	+ 0.000
8	7	1:16.804	10	26	40.417	16	18	MARTINI CA	1:57.162	1:57.162	14	+ 0.000
9	26	1:16.812	17	18	40.513	14	28	DAMAX	1:57.198	1:57.311	4	+ 0.113
10	29	1:16.814	8	39	40.577	13	26	HEXIS RACI	1:57.229	1:57.450	17	+ 0.221
11	28	1:16.923	4	7	40.581	10	7	RPM	1:57.385	1:57.385	10	+ 0.000
12	39	1:17.071	13	5	40.810	3	39	KESSEL RAC	1:57.648	1:57.648	13	+ 0.000
13	2	1:17.224	15	43	40.837	8	43	MATECH RA	1:58.074	1:58.074	8	+ 0.000
14	43	1:17.237	8	14	40.881	7	5	TRACKSPEE	1:58.172	1:58.598	9	+ 0.426
15	5	1:17.362	11	31	40.959	8	14	S-BERG RAC	1:58.282	1:59.078	8	+ 0.796
16	14	1:17.401	8	2	41.206	15	2	TECH9 MOT	1:58.430	1:58.430	15	+ 0.000
17	3	1:17.700	17	9	41.222	17	3	TECH9 MOT	1:59.480	2:00.320	10	+ 0.840
18	1	1:18.171	5	6	41.316	17	9	RPM	1:59.711	1:59.711	17	+ 0.000
19	17	1:18.318	4	40	41.478	16	6	TRACKSPEE	1:59.800	1:59.800	17	+ 0.000
20	6	1:18.484	17	17	41.542	4	1	TECH9 MOT	1:59.807	2:00.490	4	+ 0.683
21	9	1:18.489	17	1	41.636	3	17	MARTINI CA	1:59.860	1:59.860	4	+ 0.000
22	40	1:18.727	15	27	41.660	11	40	TOPSPEED R	2:00.205	2:00.281	15	+ 0.076
23	27	1:18.787	8	36	41.673	5	27	HEXIS RACI	2:00.447	2:00.500	11	+ 0.053
24	37	1:18.902	15	22	41.739	8	37	KESSEL RAC	2:00.700	2:00.700	15	+ 0.000
25	21	1:19.030	8	3	41.780	3	22	BMS SCUDE	2:00.854	2:00.854	8	+ 0.000
26	4	1:19.052	9	37	41.798	15	4	TRACKSPEE	2:01.042	2:02.251	9	+ 1.209
27	22	1:19.115	8	35	41.942	10	36	JMB RACING	2:01.102	2:01.102	5	+ 0.000
28	35	1:19.343	11	4	41.990	8	21	RIVERSIDE	2:01.199	2:01.251	9	+ 0.052
29	36	1:19.429	5	21	42.169	9	35	JMB RACING	2:01.285	2:01.623	9	+ 0.338
30	44	1:20.378	3	30	42.490	3	44	MATECH RA	2:03.141	2:03.141	3	+ 0.000
31	30	1:22.688	3	44	42.763	3	30	DAMAX	2:05.178	2:05.178	3	+ 0.000
32	13	1:25.450	4	13	45.400	4	13	S-BERG RAC	2:10.850	2:10.850	4	+ 0.000
33	19	1:40.201	3	19	51.976	2	19	RIVERSIDE	2:32.177	2:47.046	3	+ 14.86
34	24	7:23.084	2	24	56.754	2	24	BMS SCUDE	8:19.838	8:19.838	2	+ 0.000

'Perfect Lap' - 1:54.827



Weather / Track : Sun / Dry



Circuit Length - 5.793 kilometres
Monza
Monza

Printed at 12:27, Saturday, 23 June, 2007

© MST Systems Ltd, 2005 (www.mstworld.com)

Page 1

2007 FIA GT3 European Championship FREE PRACTICE 2

POS	NO	CL	TEAM	NAT	CAR	TIME	LAPS	GAP	KPH
1	16	C	MARTINI CALLAWAY	GER	Corvette Z06 GT3	1:54.688	14		181.83
2	38	F	KESSEL RACING	SUI	Ferrari 430 Challenge GT3	1:54.789	22	0.101	181.67
3	8	D	RPM	GBR	Dodge Viper Competition Coupe	1:54.908	20	0.220	181.49
4	23	AM	BMS SCUDERIA ITALIA	ITA	Aston Martin DBRS9	1:55.195	19	0.507	181.03
5	18	C	MARTINI CALLAWAY	GER	Corvette Z06 GT3	1:55.231	19	0.543	180.98
6	9	D	RPM	GBR	Dodge Viper Competition Coupe	1:55.408	23	0.720	180.70
7	26	AM	HEXIS RACING	FRA	Aston Martin DBRS9	1:55.436	23	0.748	180.66
8	7	D	RPM	GBR	Dodge Viper Competition Coupe	1:55.486	14	0.798	180.58
9	31	AS	TEAM BERLANGA	GBR	Ascari KZ1R	1:55.650	22	0.962	180.32
10	32	AS	TEAM BERLANGA	GBR	Ascari KZ1R	1:55.946	24	1.258	179.86
11	44	FGT	MATECH RACING	SUI	Ford GT	1:56.072	19	1.384	179.67
12	29	AS	DAMAX	GBR	Ascari KZ1R	1:56.093	9	1.405	179.63
13	28	AS	DAMAX	GBR	Ascari KZ1R	1:56.365	17	1.677	179.21
14	5	P	TRACKSPEED RACING	GBR	Porsche 997 GT3 Cup	1:56.622	22	1.934	178.82
15	1	P	TECH9 MOTORSPORT	GBR	Porsche 997 GT3 Cup	1:56.633	18	1.945	178.80
16	39	F	KESSEL RACING	SUI	Ferrari 430 Challenge GT3	1:56.641	19	1.953	178.79
17	15	L	S-BERG RACING	AUT	Lamborghini Gallardo GT3	1:56.833	8	2.145	178.50
18	51	M	AUTOGT RACING	FRA	Morgan Aero V8	1:56.849	9	2.161	178.47
19	25	AM	HEXIS RACING	FRA	Aston Martin DBRS9	1:56.877	21	2.189	178.43
20	19	C	RIVERSIDE	FRA	Corvette Z06 GT3	1:57.167	14	2.479	177.99
21	43	FGT	MATECH RACING	SUI	Ford GT	1:57.229	16	2.541	177.89
22	22	AM	BMS SCUDERIA ITALIA	ITA	Aston Martin DBRS9	1:57.258	22	2.570	177.85
23	2	P	TECH9 MOTORSPORT	GBR	Porsche 997 GT3 Cup	1:57.522	19	2.834	177.45
24	37	F	KESSEL RACING	SUI	Ferrari 430 Challenge GT3	1:57.574	19	2.886	177.37
25	6	P	TRACKSPEED RACING	GBR	Porsche 997 GT3 Cup	1:57.733	23	3.045	177.13
26	36	F	JMB RACING FERRARI	MON	Ferrari 430 Challenge GT3	1:57.865	21	3.177	176.93
27	34	F	JMB RACING FERRARI	MON	Ferrari 430 Challenge GT3	1:58.350	12	3.662	176.21
28	3	P	TECH9 MOTORSPORT	GBR	Porsche 997 GT3 Cup	1:58.396	16	3.708	176.14
29	14	L	S-BERG RACING	AUT	Lamborghini Gallardo GT3	1:58.577	8	3.889	175.87
30	40	FMS	TOPSPEED RACING	GER	Ford Mustang FR500 GT	1:58.644	20	3.956	175.77
31	27	AM	HEXIS RACING	FRA	Aston Martin DBRS9	1:58.902	16	4.214	175.39
32	35	F	JMB RACING FERRARI	MON	Ferrari 430 Challenge GT3	1:58.911	19	4.223	175.38
33	49	M	AUTOGT RACING	FRA	Morgan Aero V8	1:59.211	10	4.523	174.94
34	4	P	TRACKSPEED RACING	GBR	Porsche 997 GT3 Cup	1:59.671	13	4.983	174.26
35	30	AS	DAMAX	GBR	Ascari KZ1R	2:00.980	5	6.292	172.38
36	13	L	S-BERG RACING	AUT	Lamborghini Gallardo GT3	2:01.988	7	7.300	170.95
37	50	M	AUTOGT RACING	FRA	Morgan Aero V8	2:04.375	13	9.687	167.67

Weather/Track: Bright / Dry

Monza
Circuit Length = 5.7930 km.
Start: 14:08 End: 15:08

Race Director:	Steward:	Timekeeper:
----------------	----------	-------------

2007 FIA GT3 European Championship

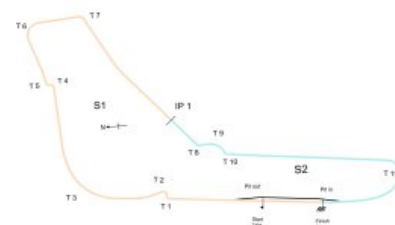
Free Practice 2 - Sector Analysis Report

Lap S1 Time S1 Spd S2 Time S2 Spd Lap Time Pit Lap S1 Time S1 Spd S2 Time S2 Spd Lap Time Pit

1 TECH9 MOTORSPORT				GBR Porsche 997 GT3 Cup				P					
1	15:29.072	214.7		43.743	225.9	16:12.815	11	1:17.460	229.7	49.356	2:06.816	Pit	
2	1:17.849	240.5		41.176	226.4	1:59.025	12	6:34.502	237.3	41.691	225.9	7:16.193	
3	1:18.372	211.3		48.847		2:07.219	13	1:16.333	250.5	40.513	226.8	1:56.846	
4	5:28.587	212.5		41.944	225.9	6:10.531	14	1:16.047	246.0	41.044	225.9	1:57.091	
5	1:20.251	237.8		41.080	225.9	2:01.331	15	1:19.141	246.0	47.332		2:06.473	Pit
6	1:16.424	250.0		40.828	226.4	1:57.252	16	12:48.452	248.2	40.736	226.4	13:29.188	
7	1:16.142	251.7		48.173		2:04.315	17	1:16.428	250.5	40.205	226.4	1:56.633	
8	3:46.364	245.4		40.953	226.8	4:27.317	18	1:16.571	252.3	40.237	226.8	1:56.808	
9	1:17.401	220.8		41.517	225.0	1:58.918							
10	1:16.237	251.7		40.700	224.5	1:56.937							

2 TECH9 MOTORSPORT				GBR Porsche 997 GT3 Cup				P					
1	15:50.976	213.8		41.910	224.5	16:32.886	11	1:19.519	244.3	46.432		2:05.951	Pit
2	1:17.446	212.5		41.752	225.0	1:59.198	12	2:47.024	237.8	41.292	226.8	3:28.316	
3	1:17.602	233.7		48.546		2:06.148	13	1:17.267	248.2	40.807	226.4	1:58.074	
4	3:59.332	239.4		40.900	223.1	4:40.232	14	1:17.244	251.7	40.850	226.4	1:58.094	
5	1:17.370	238.4		41.869	223.1	1:59.239	15	1:19.186	187.1	42.246	226.8	2:01.432	
6	1:17.975	240.5		48.235		2:06.210	16	1:17.392	239.4	46.910		2:04.302	Pit
7	4:25.599	249.4		41.361	224.0	5:06.960	17	10:39.925	248.8	41.257	224.0	11:21.182	
8	1:17.275	235.8		47.813		2:05.088	18	1:17.282	248.8	41.062	224.0	1:58.344	
9	5:20.414	237.8		40.980	224.0	6:01.394	19	1:16.824	250.0	40.824	224.5	1:57.648	
10	1:16.826	246.5		40.696	225.4	1:57.522							

3 TECH9 MOTORSPORT				GBR Porsche 997 GT3 Cup				P					
1	18:13.336	210.1		44.141	221.7	18:57.477	10	1:18.397	226.4	50.097		2:08.494	Pit
2	1:23.902	214.2		43.291	224.5	2:07.193	11	6:22.808	204.9	43.547	225.4	7:06.355	
3	1:23.648	230.2		42.671	224.5	2:06.319	12	1:19.877	242.1	42.070	223.6	2:01.947	
4	1:22.312	219.9		42.314	224.0	2:04.626	13	1:18.171	242.6	41.533	225.0	1:59.704	
5	1:17.285	235.8		41.903	224.0	1:59.188	14	1:23.959	228.3	42.656	222.2	2:06.615	
6	1:17.210	237.3		41.186	225.4	1:58.396	15	1:19.214	236.8	41.537	225.9	2:00.751	
7	1:23.524	228.8		41.288	225.9	2:04.812	16	1:17.582	231.7	41.328	226.8	1:58.910	
8	1:18.076	235.2		41.657	225.0	1:59.733							
9	1:19.561	235.2		41.860	225.0	2:01.421							



Circuit Length - 5.793 kilometres
Monza
Monza

Weather / Track : Bright / Dry

Printed at 15:11, Saturday, 23 June, 2007

© MST Systems Ltd, 2005 (www.mstworld.com)

Page 1

2007 FIA GT3 European Championship

Free Practice 2 - Sector Analysis Report

Lap S1 Time S1 Spd S2 Time S2 Spd Lap Time Pit Lap S1 Time S1 Spd S2 Time S2 Spd Lap Time Pit

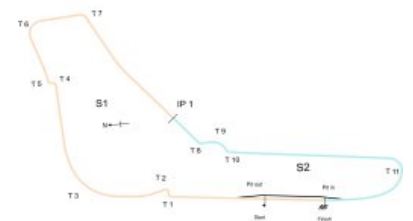
4 TRACKSPEED RACING				GBR		Porsche 997 GT3 Cup				P			
1	19:26.941	193.8		50.335	20:17.276	Pit	8	1:18.232	240.5	41.439	218.6	1:59.671	
2	4:15.691	232.7		42.315	220.8	4:58.006	9	1:18.891	233.7	54.395		2:13.286	Pit
3	1:20.208	220.4		42.104	219.9	2:02.312	10	6:25.659	219.9	43.997	220.4	7:09.656	
4	1:21.536	233.2		42.350	219.5	2:03.886	11	1:21.998	230.7	42.081	222.6	2:04.079	
5	1:19.315	233.7		42.146	220.8	2:01.461	12	1:19.995	244.3	41.516	222.6	2:01.511	
6	1:20.101	241.0		41.582	221.7	2:01.683	13	2:34.227	106.2	1:15.436		3:49.663	Pit
7	1:18.655	246.0		41.447	220.8	2:00.102							

5 TRACKSPEED RACING				GBR		Porsche 997 GT3 Cup				P			
1	15:41.989	209.3		42.966	225.0	16:24.955	13	1:16.274	247.1	50.841		2:07.115	Pit
2	1:18.186	243.7		41.155	225.0	1:59.341	14	4:04.011	248.8	40.846	223.1	4:44.857	
3	1:17.326	246.5		41.105	225.0	1:58.431	15	1:25.156	163.3	43.517	222.6	2:08.673	
4	1:16.642	243.7		40.824	224.5	1:57.466	16	1:16.319	250.0	40.583	224.5	1:56.902	
5	1:17.096	248.2		40.944	223.6	1:58.040	17	1:16.036	250.5	40.588	224.5	1:56.624	
6	1:17.530	248.2		40.406	223.1	1:57.936	18	1:16.614	249.4	40.420	225.0	1:57.034	
7	1:16.853	248.2		40.771	224.0	1:57.624	19	1:16.008	251.1	40.614	224.5	1:56.622	
8	1:17.028	247.1		47.450		2:04.478	Pit	20	11:21.186	188.4	45.997	223.1	12:07.183
9	4:45.847	237.3		41.241	224.0	5:27.088	21	1:16.624	248.8	40.648	224.0	1:57.272	
10	1:16.920	248.8		40.627	224.5	1:57.547	22	1:17.919	234.2	41.064	223.6	1:58.983	
11	1:16.666	249.4		40.289	224.0	1:56.955							
12	1:16.963	250.0		40.211	225.4	1:57.174							

6 TRACKSPEED RACING				GBR		Porsche 997 GT3 Cup				P			
1	16:43.700	188.1		47.411	215.1	17:31.111	13	1:17.669	242.1	41.646	220.8	1:59.315	
2	1:22.676	220.4		42.416	221.7	2:05.092	14	1:19.865	244.8	41.903	222.2	2:01.768	
3	1:18.085	245.4		41.492	220.8	1:59.577	15	1:18.824	223.1	44.021	223.1	2:02.845	
4	1:19.874	244.8		41.373	219.5	2:01.247	16	1:17.229	246.0	41.669	221.7	1:58.898	
5	1:20.673	242.6		41.079	219.5	2:01.752	17	1:17.141	247.1	41.424	221.7	1:58.565	
6	1:19.836	245.4		41.098	221.3	2:00.934	18	1:18.959	228.3	43.982	222.2	2:02.941	
7	1:17.848	243.2		41.150	217.3	1:58.998	19	1:17.678	245.4	40.922	222.6	1:58.600	
8	1:17.325	246.0		40.663	221.7	1:57.988	20	1:17.066	248.2	43.518	220.4	2:00.584	
9	1:17.396	245.4		40.676	220.8	1:58.072	21	1:17.154	206.1	42.539	221.1	1:59.693	
10	1:23.281	229.7		53.248		2:16.529	Pit	22	10:51.126	243.2	41.311	221.3	11:32.437
11	3:04.878	240.5		42.586	219.9	3:47.464	23	1:16.955	244.8	40.778	223.6	1:57.733	
12	1:19.129	236.8		41.643	222.2	2:00.772							



Weather / Track : Bright / Dry



Circuit Length - 5.793 kilometres

Monza
Monza

Printed at 15:11, Saturday, 23 June, 2007

© MST Systems Ltd, 2005 (www.mstworld.com)

Page 2

2007 FIA GT3 European Championship

Free Practice 2 - Sector Analysis Report

Lap S1 Time S1 Spd S2 Time S2 Spd Lap Time Pit Lap S1 Time S1 Spd S2 Time S2 Spd Lap Time Pit

7 RPM				GBR				Dodge Viper Competition Coupe				D			
1	15:14.997	222.2		42.293	225.9	15:57.290	9	1:15.792	252.9		39.694	226.8	1:55.486		
2	1:19.243	243.7		40.905	225.4	2:00.148	10	1:21.738	208.8		52.687		2:14.425	Pit	
3	1:16.480	250.5		40.471	225.9	1:56.951	11	5:07.621	239.4		43.034	223.6	5:50.655		
4	1:17.384	246.5		40.525	225.9	1:57.909	12	1:19.180	230.2		41.472	225.4	2:00.652		
5	1:16.353	250.5		40.332	225.4	1:56.685	13	1:17.284	251.7		41.150	226.4	1:58.434		
6	1:15.874	244.3		40.421	225.9	1:56.295	14	1:31.599	146.1		46.135	225.9	2:17.734		
7	1:16.236	249.4		39.880	225.9	1:56.116									
8	1:21.568	242.6		43.528	225.9	2:05.096									

8 RPM				GBR				Dodge Viper Competition Coupe				D	
1				218.6	15:52.946	12				226.4	1:56.536		
2				226.4	2:00.343	13					2:03.263	Pit	
3				226.4	1:57.578	14				228.3	3:53.876		
4				225.9	1:56.170	15				229.2	1:55.958		
5				225.4	1:56.082	16				228.8	1:54.908		
6					2:05.086	Pit	17			228.8	1:56.496		
7				227.3	6:32.789	18				224.0	1:55.014		
8				227.8	1:55.471	19				223.6	1:58.703		
9				227.3	1:56.904	20					2:04.879	Pit	
10				225.9	2:00.446								
11				228.3	1:55.407								

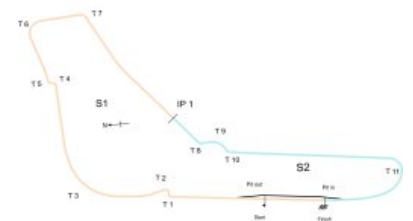
9 RPM				GBR				Dodge Viper Competition Coupe				D			
1	15:15.909	219.0		43.552	216.8	15:59.461	13	1:16.955	248.2		39.764	223.1	1:56.719		
2	1:20.871	247.1		40.865	221.3	2:01.736	14	1:25.457	205.3		55.849		2:21.306	Pit	
3	1:18.045	246.5		40.650	219.0	1:58.695	15	3:59.090	220.8		42.906	222.6	4:41.996		
4	1:17.292	247.1		40.285	222.2	1:57.577	16	1:18.264	231.7		41.592	221.7	1:59.856		
5	1:17.082	247.7		40.071	221.7	1:57.153	17	1:17.964	244.3		47.870		2:05.834	Pit	
6	1:17.322	246.5		40.059	221.7	1:57.381	18	2:39.261	220.8		41.221	221.3	3:20.482		
7	1:27.284	195.2		1:01.897	2:29.181	Pit	19	1:17.700	234.2		41.485	221.7	1:59.185		
8	3:00.985	247.7		42.890	221.3	3:43.875	20	1:18.134	237.8		41.302	218.1	1:59.436		
9	1:16.874	246.5		39.850	222.6	1:56.724	21	8:58.521	232.7		41.432	222.2	9:39.953		
10	1:16.125	247.7		39.703	223.1	1:55.828	22	1:17.603	244.8		41.291	218.6	1:58.894		
11	1:15.915	248.8		39.557	223.6	1:55.472	23	1:17.901	247.1		40.828	220.4	1:58.729		
12	1:15.509	250.5		39.899	225.0	1:55.408									



Weather / Track : Bright / Dry

Printed at 15:11, Saturday, 23 June, 2007

© MST Systems Ltd, 2005 (www.mstworld.com)



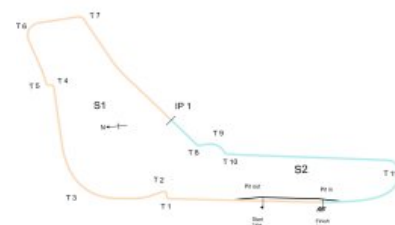
Circuit Length - 5.793 kilometres

Monza

Monza

2007 FIA GT3 European Championship Free Practice 2 - Sector Analysis Report

Lap	S1 Time	S1 Spd	S2 Time	S2 Spd	Lap Time	Pit	Lap	S1 Time	S1 Spd	S2 Time	S2 Spd	Lap Time	Pit
13 S-BERG RACING AUT Lamborghini Gallardo GT3 L													
1					19:29.021	Pit	5			219.0		2:10.470	
2			216.8		27:26.939		6			220.4		2:01.988	
3			165.6		2:16.629		7					2:21.842	Pit
4			217.7		2:15.009								
14 S-BERG RACING AUT Lamborghini Gallardo GT3 L													
1	15:37.216	219.5	43.101	222.2	16:20.317		6	2:44.711	245.4	41.175	222.2	3:25.886	
2	1:20.788	243.7	42.122	223.1	2:02.910		7	1:19.227	240.0	41.859	222.2	2:01.086	
3	1:19.490	245.4	41.145	223.1	2:00.635		8	1:17.494	243.2	41.280	224.5	1:58.774	
4	1:17.401	240.5	41.176	224.0	1:58.577								
5	1:17.918	242.1	50.278		2:08.196	Pit							
15 S-BERG RACING AUT Lamborghini Gallardo GT3 L													
1					19:32.554	Pit	6			223.6		1:57.111	
2			225.0		3:15.769		7			225.0		1:56.833	
3			223.1		1:59.424		8					2:21.066	Pit
4			221.7		1:57.292								
5			225.0		1:57.125								
16 MARTINI CALLAWAY GER Corvette Z06 GT3 C													
1	19:29.110	183.3	43.380	220.4	20:12.490		9	1:17.511	247.1	41.001	232.2	1:58.512	
2	1:22.794	181.5	40.730	231.2	2:03.524		10	1:24.104	243.7	41.673	230.7	2:05.777	
3	1:14.579	253.5	40.109	206.8	1:54.688		11	1:17.240	247.7	41.351	230.7	1:58.591	
4	1:18.883	250.0	41.341	227.8	2:00.224		12	1:21.872	241.6	41.393	230.7	2:03.265	
5	1:17.401	251.1	54.590		2:11.991	Pit	13	1:17.197	250.5	41.370	228.3	1:58.567	
6	5:49.923	249.4	52.505		6:42.428	Pit	14	1:25.940	168.4	56.895		2:22.835	Pit
7	3:41.625	233.2	43.262	218.6	4:24.887								
8	1:23.193	236.8	41.919	230.7	2:05.112								



Circuit Length - 5.793 kilometres
Monza
Monza

Weather / Track : Bright / Dry

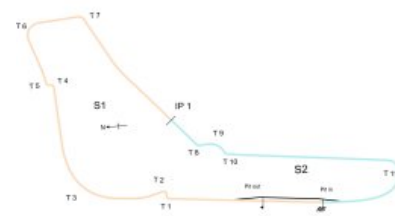
Printed at 15:11, Saturday, 23 June, 2007

© MST Systems Ltd, 2005 (www.mstworld.com)

Page 4

2007 FIA GT3 European Championship Free Practice 2 - Sector Analysis Report

Lap	S1 Time	S1 Spd	S2 Time	S2 Spd	Lap Time	Pit	Lap	S1 Time	S1 Spd	S2 Time	S2 Spd	Lap Time	Pit
18 MARTINI CALLAWAY GER Corvette Z06 GT3 C													
1	18:20.591	165.8	49.610	191.1	19:10.201		11	1:16.618	254.7	39.640	232.7	1:56.258	
2	1:26.206	228.8	41.802	230.2	2:08.008		12	1:16.427	251.1	46.137		2:02.564	Pit
3	1:16.684	251.1	41.086	230.2	1:57.770		13					5:46.387	
4	1:25.585	183.0	47.962	190.4	2:13.547		14					1:59.531	
5	1:35.283	164.3	59.795		2:35.078	Pit	15					1:55.625	
6	5:03.469	254.1	39.708	234.2	5:43.177		16					2:05.432	Pit
7	1:16.392	254.1	39.545	234.2	1:55.937		17	9:27.873	252.9	39.504	235.8	10:07.377	
8	1:14.642	255.3	56.132		2:10.774	Pit	18	1:16.677	254.7	39.343	234.2	1:56.020	
9	3:21.789	234.7	43.034	227.3	4:04.823		19	1:15.938	254.7	39.293	235.2	1:55.231	
10	1:16.081	251.1	40.147	234.2	1:56.228								
19 RIVERSIDE FRA Corvette Z06 GT3 C													
1	15:04.684	160.4	50.337	191.4	15:55.021		9	9:55.258	247.7	40.903	225.4	10:36.161	
2	1:29.184	199.2	45.151	227.3	2:14.335		10	1:17.705	244.3	41.143	223.1	1:58.848	
3	1:28.125	149.1	59.362		2:27.487	Pit	11	1:21.184	244.3	40.788	228.8	2:01.972	
4	6:06.505	242.1	51.753		6:58.258	Pit	12	1:18.205	245.4	40.632	228.3	1:58.837	
5	3:46.700	240.0	44.678	225.4	4:31.378		13	1:17.126	246.5	40.398	227.3	1:57.524	
6	1:18.484	248.8	40.766	228.3	1:59.250		14	1:17.854	245.4	40.445	228.3	1:58.299	
7	1:16.664	246.0	40.503	225.4	1:57.167								
8	1:35.263	163.6	1:02.127		2:37.390	Pit							
22 BMS SCUDERIA ITALIA ITA Aston Martin DBRS9 AM													
1	15:16.153	183.6	45.747	221.7	16:01.900		13	2:53.709	208.8	42.587	223.1	3:36.296	
2	1:21.414	233.2	41.922	222.2	2:03.336		14	1:24.923	204.1	45.956	222.2	2:10.879	
3	1:20.206	237.3	41.810	222.2	2:02.016		15	1:18.991	235.8	40.916	221.7	1:59.907	
4	1:28.977	135.8	44.560	221.3	2:13.537		16	1:17.188	235.2	40.993	222.2	1:58.181	
5	1:18.678	234.7	41.592	221.7	2:00.270		17	1:16.929	241.0	40.715	225.0	1:57.644	
6	1:18.268	240.5	41.066	221.3	1:59.334		18	1:17.264	225.9	42.574	224.5	1:59.838	
7	1:18.205	242.1	41.196	222.6	1:59.401		19	1:23.135	155.6	52.333		2:15.468	Pit
8	1:33.792	200.7	58.088		2:31.880	Pit	20	12:33.047	205.3	42.398	222.2	13:15.445	
9	3:12.232	227.3	43.216	219.5	3:55.448		21	1:18.416	244.3	41.342	222.6	1:59.758	
10	1:19.083	241.0	42.341	220.8	2:01.424		22	1:16.673	244.8	40.585	223.1	1:57.258	
11	1:18.624	241.0	41.218	221.3	1:59.842								
12	1:19.669	218.1	52.855		2:12.524	Pit							



Circuit Length - 5.793 kilometres
Monza
Monza

Weather / Track : Bright / Dry

Printed at 15:11, Saturday, 23 June, 2007

© MST Systems Ltd, 2005 (www.mstworld.com)

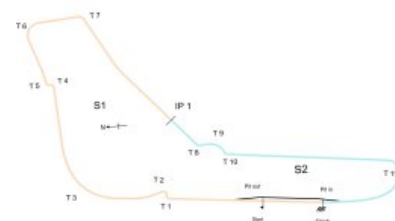
Page 5

2007 FIA GT3 European Championship Free Practice 2 - Sector Analysis Report

Lap	S1 Time	S1 Spd	S2 Time	S2 Spd	Lap Time	Pit	Lap	S1 Time	S1 Spd	S2 Time	S2 Spd	Lap Time	Pit
23 BMS SCUDERIA ITALIA ITA Aston Martin DBRS9 AM													
1	14:38.798	239.4	45.252	221.3	15:24.050		11	5:46.749	242.1	41.099	221.7	6:27.848	
2	1:17.905	240.5	40.939	224.0	1:58.844		12	1:17.278	242.1	40.064	222.2	1:57.342	
3	1:16.534	240.0	41.041	221.7	1:57.575		13	1:16.309	242.6	39.777	225.0	1:56.086	
4	1:17.017	242.1	40.357	220.8	1:57.374		14	1:16.219	241.6	39.577	224.5	1:55.796	
5	1:16.118	241.0	56.500		2:12.618	Pit	15	1:16.188	241.6	39.452	225.0	1:55.640	
6	8:27.624	240.5	45.703	220.4	9:13.327		16	1:18.103	240.5	49.253		2:07.356	Pit
7	1:16.476	241.0	40.791	222.2	1:57.267		17	12:23.743	240.0	40.883	222.6	13:04.626	
8	1:15.961	241.0	39.857	222.6	1:55.818		18	1:15.895	242.6	39.577	224.5	1:55.472	
9	1:15.532	243.2	39.663	222.2	1:55.195		19	1:15.615	246.5	39.705	224.0	1:55.320	
10	1:15.767	240.5	47.600		2:03.367	Pit							

Lap	S1 Time	S1 Spd	S2 Time	S2 Spd	Lap Time	Pit	Lap	S1 Time	S1 Spd	S2 Time	S2 Spd	Lap Time	Pit
25 HEXIS RACING FRA Aston Martin DBRS9 AM													
1			220.8		16:02.416		12			221.7		4:10.591	
2			222.2		2:03.436		13			222.6		1:58.793	
3			219.9		2:02.288		14			224.0		1:58.950	
4			221.7		2:09.905		15			224.5		1:58.053	
5			222.2		2:01.122		16					2:19.289	Pit
6					2:37.376	Pit	17			222.6		3:52.416	
7			222.6		6:53.106		18			223.6		2:00.201	
8			222.6		1:59.679		19			222.2		9:47.217	
9			222.6		1:59.110		20			223.1		1:56.877	
10			222.2		1:59.920		21			222.6		1:57.345	
11					2:07.152	Pit							

Lap	S1 Time	S1 Spd	S2 Time	S2 Spd	Lap Time	Pit	Lap	S1 Time	S1 Spd	S2 Time	S2 Spd	Lap Time	Pit
26 HEXIS RACING FRA Aston Martin DBRS9 AM													
1	15:06.255	196.7	49.435	213.0	15:55.690		13	4:21.018	243.7	40.595	222.2	5:01.613	
2	1:50.358	227.8	43.116	218.1	2:33.474		14	1:17.730	243.7	40.453	221.7	1:58.183	
3	1:19.822	228.8	42.379	221.7	2:02.201		15	1:16.500	242.6	40.112	220.8	1:56.612	
4	1:18.743	237.8	42.844	219.9	2:01.587		16	1:16.707	242.6	39.899	222.2	1:56.606	
5	1:18.564	240.5	41.380	219.9	1:59.944		17	1:16.141	242.1	39.596	223.1	1:55.737	
6	1:17.978	240.5	42.891	216.8	2:00.869		18	1:20.890	239.4	39.793	223.6	2:00.683	
7	1:17.541	243.2	40.780	222.2	1:58.321		19	1:15.854	242.6	39.582	223.6	1:55.436	
8	1:18.399	241.0	41.012	220.8	1:59.411		20	1:22.891	213.8	52.901		2:15.792	Pit
9	1:17.444	242.1	41.467	221.3	1:58.911		21	10:42.281	239.4	50.570		11:32.851	Pit
10	1:19.092	227.3	41.750	222.6	2:00.842		22	2:26.005	220.8	41.772	223.6	3:07.777	
11	1:17.879	243.7	41.149	220.8	1:59.028		23	1:18.461	241.0	41.085	222.2	1:59.546	
12	1:22.360	198.8	52.702		2:15.062	Pit							



Circuit Length - 5.793 kilometres
Monza
Monza

Weather / Track : Bright / Dry

2007 FIA GT3 European Championship

Free Practice 2 - Sector Analysis Report

Lap S1 Time S1 Spd S2 Time S2 Spd Lap Time Pit Lap S1 Time S1 Spd S2 Time S2 Spd Lap Time Pit

27 HEXIS RACING				FRA Aston Martin DBRS9				AM						
1	15:11.324	224.0		43.561	219.0	15:54.885		10	4:56.890	210.1		42.378	220.4	5:39.268
2	1:18.540	241.6		41.278	221.7	1:59.818		11	1:20.596	230.2		41.857	219.5	2:02.453
3	1:18.425	243.7		41.116	222.2	1:59.541		12	1:19.598	236.8		41.649	220.8	2:01.247
4	1:19.236	240.5		40.957	220.4	2:00.193		13	1:18.770	205.7		43.508	221.7	2:02.278
5	1:17.387	243.2		50.813		2:08.200 Pit		14	1:19.563	235.8		41.588	220.4	2:01.151
6	4:44.273	241.0		40.847	220.4	5:25.120		15	1:19.345	233.2		41.853	219.9	2:01.198
7	1:18.193	243.2		40.709	219.9	1:58.902		16	1:18.710	241.0		49.073		2:07.783 Pit
8	1:17.456	244.3		49.219		2:06.675 Pit								
9	4:58.189	240.5		48.620		5:46.809 Pit								

28 DAMAX				GBR Ascari KZ1R				AS						
1	15:54.232	169.8		48.412	218.6	16:42.644		10	1:18.669	248.8		40.925	225.4	1:59.594
2	1:40.218	160.0		51.424	211.3	2:31.642		11	1:17.796	251.7		40.531	222.6	1:58.327
3	1:28.585	194.5		45.397	221.3	2:13.982		12	1:17.058	250.0		47.933		2:04.991 Pit
4	1:22.948	219.9		43.748	219.5	2:06.696		13	13:06.255	192.1		46.083	218.1	13:52.338
5	1:29.749	169.8		45.588	221.7	2:15.337		14	1:36.172	153.1		43.823	224.0	2:19.995
6	1:19.948	241.0		42.049	222.6	2:01.997		15	10:00.447	247.7		40.764	222.2	10:41.211
7	1:28.099	166.4		53.314		2:21.413 Pit		16	1:21.304	251.1		40.545	222.6	2:01.849
8	3:56.190	225.4		42.073	224.5	4:38.263		17	1:16.092	251.7		40.273	224.5	1:56.365
9	1:17.941	251.1		40.757	224.0	1:58.698								

29 DAMAX				GBR Ascari KZ1R				AS						
1	18:20.882	203.7		44.127	220.8	19:05.009		6	1:16.326	249.4		39.767	223.1	1:56.093
2	1:19.735	182.1		43.930	222.2	2:03.665		7	1:16.446	250.0		46.728		2:03.174 Pit
3	1:16.864	250.5		40.050	223.6	1:56.914		8	3:11.696	250.0		44.428	213.4	3:56.124
4	1:17.153	248.2		48.706		2:05.859 Pit		9	1:41.064	113.3		1:22.764		3:03.828 Pit
5	5:42.821	248.2		39.897	224.0	6:22.718								

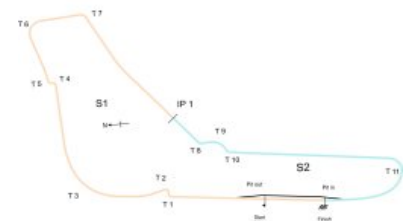
30 DAMAX				GBR Ascari KZ1R				AS						
1	56:54.928	182.7		48.784	181.5	57:43.712		4	1:21.465	222.6		43.546	220.8	2:05.011
2	1:22.799	243.2		41.525	222.2	2:04.324		5	1:18.774	227.8		42.206	221.3	2:00.980
3	9:48.780	209.7		46.009	216.8	10:34.789								



Weather / Track : Bright / Dry

Printed at 15:11, Saturday, 23 June, 2007

© MST Systems Ltd, 2005 (www.mstworld.com)



Circuit Length - 5.793 kilometres

Monza
Monza

2007 FIA GT3 European Championship Free Practice 2 - Sector Analysis Report

Lap	S1 Time	S1 Spd	S2 Time	S2 Spd	Lap Time	Pit	Lap	S1 Time	S1 Spd	S2 Time	S2 Spd	Lap Time	Pit
31 TEAM BERLANGA GBR Ascari KZ1R AS													
1	14:36.148	237.3	41.195	223.1	15:17.343		13	1:18.157	246.5	40.259	225.4	1:58.416	
2	1:17.394	245.4	40.048	223.6	1:57.442		14	1:32.799	247.7	40.437	225.9	2:13.236	
3	1:17.073	249.4	40.322	225.4	1:57.395		15	1:19.285	244.3	40.360	226.4	1:59.645	
4	1:16.846	250.0	39.668	222.2	1:56.514		16	1:16.962	242.6	40.456	226.8	1:57.418	
5	1:16.115	247.1	39.921	222.6	1:56.036		17	1:16.267	248.2	39.803	225.4	1:56.070	
6	1:16.291	247.1	39.740	222.6	1:56.031		18	1:16.341	248.8	39.929	226.8	1:56.270	
7	1:16.989	246.0	47.180		2:04.169	Pit	19	1:20.002	244.8	40.060	226.8	2:00.062	
8	3:29.171	240.0	40.728	224.0	4:09.899		20	1:15.935	247.7	39.715	227.8	1:55.650	
9	1:17.642	241.6	40.694	224.0	1:58.336		21	1:17.544	246.5	40.806	223.1	1:58.350	
10	1:37.078	246.0	40.331	225.4	2:17.409		22	1:16.444	247.1	39.967	224.5	1:56.411	
11	1:16.846	247.7	40.699	225.4	1:57.545								
12	1:18.017	242.6	43.859	210.1	2:01.876								

Lap	S1 Time	S1 Spd	S2 Time	S2 Spd	Lap Time	Pit	Lap	S1 Time	S1 Spd	S2 Time	S2 Spd	Lap Time	Pit
32 TEAM BERLANGA GBR Ascari KZ1R AS													
1	14:58.876	204.1	44.769	222.6	15:43.645		14	1:18.032	245.4	41.264	225.9	1:59.296	
2	1:19.283	235.8	41.752	225.4	2:01.035		15	1:18.241	240.0	41.374	227.3	1:59.615	
3	1:17.358	247.7	40.987	225.9	1:58.345		16	1:16.822	246.0	41.084	225.4	1:57.906	
4	1:17.389	248.2	40.704	225.4	1:58.093		17	1:17.046	218.6	42.715	224.5	1:59.761	
5	1:16.259	248.2	40.170	227.3	1:56.429		18	1:17.328	246.0	41.041	225.9	1:58.369	
6	1:18.722	245.4	50.392		2:09.114	Pit	19	1:17.477	243.7	41.502	223.1	1:58.979	
7	1:38.539	240.0	48.969		2:27.508	Pit	20	1:18.024	250.5	40.912	227.8	1:58.936	
8	2:27.726	220.4	41.073	225.9	3:08.799		21	1:16.814	249.4	40.529	228.8	1:57.343	
9	1:15.779	248.2	40.167	227.8	1:55.946		22	10:53.228	243.7	42.465	226.8	11:35.693	
10	1:18.754	228.8	40.958	224.0	1:59.712		23	1:19.498	250.0	40.974	227.3	2:00.472	
11	1:19.674	215.1	47.499		2:07.173	Pit	24	1:19.174	250.0	41.396	227.8	2:00.570	
12	3:00.684	229.2	41.749	224.5	3:42.433								
13	1:19.599	247.7	41.333	226.8	2:00.932								

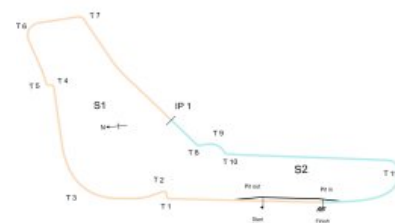
Lap	S1 Time	S1 Spd	S2 Time	S2 Spd	Lap Time	Pit	Lap	S1 Time	S1 Spd	S2 Time	S2 Spd	Lap Time	Pit
34 JMB RACING FERRARI MON Ferrari 430 Challenge GT3 F													
1	16:38.165	234.7	41.756	213.4	17:19.921		8	1:18.233	233.7	46.429		2:04.662	Pit
2	1:19.594	234.2	41.466	216.8	2:01.060		9	23:00.199	241.6	42.651	221.7	23:42.850	
3	1:18.757	233.2	41.218	213.8	1:59.975		10	9:55.738	242.6	41.963	222.2	10:37.701	
4	1:18.435	233.2	42.015	208.4	2:00.450		11	1:17.093	244.3	41.808	221.7	1:58.901	
5	1:18.376	236.8	46.389		2:04.765	Pit	12	1:17.156	246.5	41.194	224.0	1:58.350	
6	5:03.294	228.3	42.069	209.3	5:45.363								
7	1:18.811	232.7	41.107	212.1	1:59.918								



Weather / Track : Bright / Dry

Printed at 15:11, Saturday, 23 June, 2007

© MST Systems Ltd, 2005 (www.mstworld.com)



Circuit Length - 5.793 kilometres

Monza

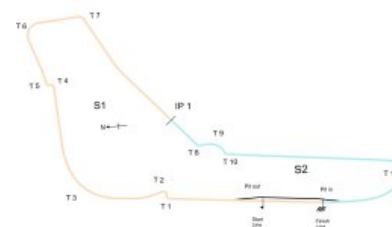
Monza

2007 FIA GT3 European Championship Free Practice 2 - Sector Analysis Report

Lap	S1 Time	S1 Spd	S2 Time	S2 Spd	Lap Time	Pit	Lap	S1 Time	S1 Spd	S2 Time	S2 Spd	Lap Time	Pit
35 JMB RACING FERRARI MON Ferrari 430 Challenge GT3 F													
1	21:28.427	225.4	42.771	217.7	22:11.198		11	1:18.927	240.5	42.413	221.3	2:01.340	
2	1:19.583	228.8	42.095	219.0	2:01.678		12	1:18.512	243.7	41.620	220.8	2:00.132	
3	1:20.222	240.5	41.864	217.7	2:02.086		13	1:18.712	241.6	42.109	221.3	2:00.821	
4	1:19.466	241.6	41.213	219.9	2:00.679		14	1:23.423	241.6	42.044	221.3	2:05.467	
5	1:18.797	241.6	40.960	220.4	1:59.757		15	1:18.113	243.2	42.139	220.4	2:00.252	
6	1:18.312	240.5	40.947	220.8	1:59.259		16	1:23.336	215.1	55.081		2:18.417	Pit
7	1:18.836	241.0	41.335	220.8	2:00.171		17	10:44.894	237.8	41.784	216.8	11:26.678	
8	1:21.538	229.2	52.969		2:14.507	Pit	18	1:18.769	241.0	40.964	219.9	1:59.733	
9	6:01.804	238.9	43.996	218.1	6:45.800		19	1:18.041	242.1	40.870	220.8	1:58.911	
10	1:20.832	239.4	42.362	219.0	2:03.194								

Lap	S1 Time	S1 Spd	S2 Time	S2 Spd	Lap Time	Pit	Lap	S1 Time	S1 Spd	S2 Time	S2 Spd	Lap Time	Pit
36 JMB RACING FERRARI MON Ferrari 430 Challenge GT3 F													
1	19:39.402	185.2	47.933	210.1	20:27.335		12	1:26.214	214.2	45.010	217.3	2:11.224	
2	1:21.247	230.7	42.976	210.1	2:04.223		13	1:26.000	220.4	45.570	215.5	2:11.570	
3	1:20.315	228.3	42.552	210.9	2:02.867		14	1:23.044	218.1	45.579	219.0	2:08.623	
4	1:20.292	233.7	42.484	209.3	2:02.776		15	1:24.410	230.7	45.348	218.6	2:09.758	
5	1:20.652	234.7	41.703	211.7	2:02.355		16	1:23.024	232.2	45.146	216.8	2:08.170	
6	1:19.664	233.2	42.739	206.5	2:02.403		17	1:23.571	226.4	44.767	217.3	2:08.338	
7	1:20.800	233.2	42.073	211.7	2:02.873		18	1:22.692	223.6	44.397	218.6	2:07.089	
8	1:20.171	236.8	42.765	210.9	2:02.936		19	9:57.175	216.4	43.632	223.1	10:40.807	
9	1:20.132	232.7	41.634	213.0	2:01.766		20	1:17.830	247.1	41.011	224.5	1:58.841	
10	1:20.919	194.5	52.710		2:13.629	Pit	21	1:17.446	246.5	40.419	225.0	1:57.865	
11	4:46.538	204.9	45.979	217.3	5:32.517								

Lap	S1 Time	S1 Spd	S2 Time	S2 Spd	Lap Time	Pit	Lap	S1 Time	S1 Spd	S2 Time	S2 Spd	Lap Time	Pit
37 KESSEL RACING SUI Ferrari 430 Challenge GT3 F													
1	23:10.400	244.8	44.015	221.3	23:54.415		11	1:19.636	249.4	47.149		2:06.785	Pit
2	1:18.816	249.4	41.782	224.5	2:00.598		12	3:01.820	242.6	42.996	224.5	3:44.816	
3	1:17.435	247.7	41.341	225.4	1:58.776		13	1:18.406	248.8	42.107	225.9	2:00.513	
4	1:24.342	204.9	51.626		2:15.968	Pit	14	1:17.476	248.2	41.873	225.4	1:59.349	
5	1:53.947	205.7	51.401		2:45.348	Pit	15	1:17.513	248.8	41.897	225.0	1:59.410	
6	3:31.330	246.0	42.289	223.6	4:13.619		16	1:18.573	247.7	41.824	225.0	2:00.397	
7	1:17.060	248.8	41.044	226.4	1:58.104		17	10:15.617	248.2	41.738	226.4	10:57.355	
8	1:18.852	241.0	41.731	225.9	2:00.583		18	1:17.646	244.8	41.365	226.8	1:59.011	
9	1:17.083	250.0	41.281	225.9	1:58.364		19	1:16.635	248.8	40.939	226.8	1:57.574	
10	1:16.472	248.8	41.333	226.4	1:57.805								



Circuit Length - 5.793 kilometres
Monza
Monza

Weather / Track : Bright / Dry

Printed at 15:11, Saturday, 23 June, 2007

© MST Systems Ltd, 2005 (www.mstworld.com)

Page 9

2007 FIA GT3 European Championship

Free Practice 2 - Sector Analysis Report

Lap S1 Time S1 Spd S2 Time S2 Spd Lap Time Pit Lap S1 Time S1 Spd S2 Time S2 Spd Lap Time Pit

38 KESSEL RACING				SUI Ferrari 430 Challenge GT3				F				
1	16:17.335	238.4		41.507	224.5	16:58.842	13	1:15.577	252.9	39.984	228.3	1:55.561
2	1:20.266	246.5		40.196	226.4	2:00.462	14	1:15.790	251.1	40.324	225.9	1:56.114
3	1:16.716	248.8		40.381	225.4	1:57.097	15	1:19.663	252.3	40.196	229.7	1:59.859
4	1:15.528	248.2		40.030	225.9	1:55.558	16	1:18.729	246.5	40.069	228.3	1:58.798
5	1:15.062	254.1		40.164	225.4	1:55.226	17	1:15.516	252.3	39.755	226.4	1:55.271
6	1:15.264	247.7		39.670	225.4	1:54.934	18	1:15.041	250.5	39.748	227.3	1:54.789
7	1:15.281	250.5		39.773	226.4	1:55.054	19	1:27.754	206.5	53.118		2:20.872 Pit
8	1:23.322	216.4		53.612		2:16.934 Pit	20	9:09.531	247.7	40.760	225.4	9:50.291
9	4:47.024	247.7		40.119	225.9	5:27.143	21	1:15.400	250.5	40.015	227.3	1:55.415
10	1:15.581	249.4		47.048		2:02.629 Pit	22	1:15.368	251.7	39.906	227.3	1:55.274
11	5:15.268	248.8		40.674	225.9	5:55.942						
12	1:16.067	250.5		39.952	226.8	1:56.019						

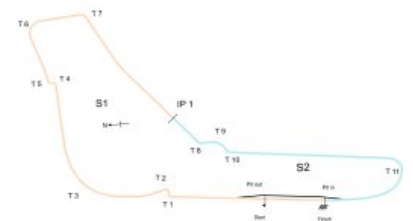
39 KESSEL RACING				SUI Ferrari 430 Challenge GT3				F				
1	20:40.639	237.8		44.783	221.7	21:25.422	11	1:16.934	251.7	40.637	225.9	1:57.571
2	1:20.702	247.7		43.638	219.5	2:04.340	12	1:22.492	251.1	41.396	227.3	2:03.888
3	1:19.951	250.5		42.567	222.6	2:02.518	13	1:17.322	247.1	41.212	227.8	1:58.534
4	1:22.562	249.4		42.163	225.0	2:04.725	14	1:18.663	250.5	50.155		2:08.818 Pit
5	1:18.651	248.2		49.385		2:08.036 Pit	15	5:13.533	251.1	40.805	227.8	5:54.338
6	3:47.684	247.1		41.691	225.4	4:29.375	16	1:16.741	250.5	40.497	227.8	1:57.238
7	1:17.691	250.0		41.986	227.3	1:59.677	17	11:30.658	207.2	42.977	225.9	12:13.635
8	1:17.059	250.0		40.883	225.4	1:57.942	18	1:16.642	251.1	40.714	228.8	1:57.356
9	1:16.310	250.0		40.331	225.9	1:56.641	19	1:16.514	252.3	40.814	229.2	1:57.328
10	1:16.533	250.0		40.916	227.8	1:57.449						

40 TOPSPEED RACING				GER Ford Mustang FR500 GT				FMS				
1	15:16.837	198.5		44.035	222.2	16:00.872	12	1:19.597	244.3	50.169		2:09.766 Pit
2	1:19.784	246.0		41.670	222.2	2:01.454	13			221.7		2:47.167
3	1:18.245	246.5		41.249	222.6	1:59.494	14	1:18.305	247.7	52.988		2:11.293 Pit
4	1:18.130	246.0		41.150	219.9	1:59.280	15			220.8		5:15.877
5	1:17.842	244.3		41.241	221.7	1:59.083	16	1:20.396	238.4	41.706	222.2	2:02.102
6	1:17.713	245.4		50.482		2:08.195 Pit	17	1:18.870	242.6	41.868	220.4	2:00.738
7	4:58.557	244.8		40.984	219.0	5:39.541	18	9:46.623	241.6	41.724	221.7	10:28.347
8	1:17.971	246.5		40.673	221.3	1:58.644	19	1:18.393	246.5	41.473	223.1	1:59.866
9						2:12.641 Pit	20	1:18.784	244.8	1:01.938		2:20.722 Pit
10	4:34.704	244.3		40.847	221.3	5:15.551						
11	1:17.585	246.0		41.302	222.6	1:58.887						



Weather / Track : Bright / Dry

Printed at 15:11, Saturday, 23 June, 2007
© MST Systems Ltd, 2005 (www.mstworld.com)



Circuit Length - 5.793 kilometres
Monza
Monza

2007 FIA GT3 European Championship Free Practice 2 - Sector Analysis Report

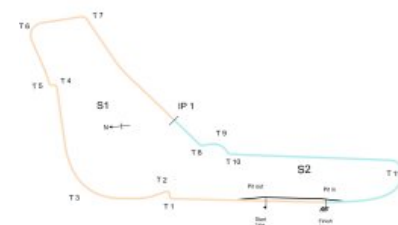
Lap S1 Time S1 Spd S2 Time S2 Spd Lap Time Pit Lap S1 Time S1 Spd S2 Time S2 Spd Lap Time Pit

43 MATECH RACING			SUI			Ford GT			FGT			
1	15:35.928	170.8	1:08.162		16:44.090	<i>Pit</i>	10	2:58.939	240.5	41.760	222.6	3:40.699
2	1:45.901	243.2	41.609	221.3	2:27.510		11	1:18.954	244.8	41.190	222.2	2:00.144
3	1:17.450	211.7	40.629	224.5	1:58.079		12	1:18.853	244.8	41.359	225.4	2:00.212
4	1:16.848	244.8	40.381	223.1	1:57.229		13	1:44.355	240.0	41.574	224.0	2:25.929
5	1:33.245	151.2	1:05.547		2:38.792	<i>Pit</i>	14	1:24.707	225.0	42.554	203.0	2:07.261
6	3:53.008	241.6	44.384	215.5	4:37.392		15	1:18.929	242.1	41.909	219.9	2:00.838
7	1:19.226	240.0	41.456	222.2	2:00.682		16	1:18.953	242.6	44.520	222.2	2:03.473
8	1:34.882	198.5	53.736		2:28.618	<i>Pit</i>						
9	7:46.871	215.1	52.056		8:38.927	<i>Pit</i>						

44 MATECH RACING			SUI			Ford GT			FGT			
1	15:40.768	198.5	46.970	208.0	16:27.738		11	1:19.509	230.2	41.689	220.8	2:01.198
2	1:21.138	208.4	42.035	219.9	2:03.173		12	1:20.986	227.3	41.490	220.8	2:02.476
3	1:17.899	240.5	40.671	221.3	1:58.570		13	1:17.735	238.9	41.213	220.8	1:58.948
4	1:17.410	223.6	51.200		2:08.610	<i>Pit</i>	14	1:17.985	241.6	41.031	220.4	1:59.016
5	4:20.957	223.1	41.403	220.8	5:02.360		15	1:17.131	241.0	40.452	221.7	1:57.583
6	1:17.248	241.6	41.214	213.8	1:58.462		16	1:17.396	240.0	41.611	221.3	1:59.007
7	1:20.267	237.8	40.554	220.4	2:00.821		17	1:20.840	239.4	40.541	221.7	2:01.381
8	1:16.290	243.2	39.782	220.8	1:56.072		18	1:17.507	241.6	40.284	223.1	1:57.791
9	1:17.973	221.3	50.567		2:08.540	<i>Pit</i>	19	1:18.484	238.4	40.760	220.4	1:59.244
10	5:46.817	216.8	42.772	220.4	6:29.589							

49 AUTOGT RACING			FRA			Morgan Aero V8			M			
1			216.8	18:41.198	7						2:17.259	<i>Pit</i>
2			217.7	2:05.798	8			210.1			7:24.192	
3			217.3	2:00.806	9			211.3			2:07.708	
4			217.3	2:00.927	10			215.5			2:04.273	
5			217.3	1:59.211								
6			217.7	1:59.311								

50 AUTOGT RACING			FRA			Morgan Aero V8			M			
1			197.0	17:16.313	8			208.4			4:42.953	
2			216.8	2:22.873	9			213.8			2:07.564	
3				4:07.838	<i>Pit</i>	10		215.5			2:06.047	
4			209.7	18:33.383	11			216.0			2:07.046	
5			217.7	2:09.969	12			213.8			12:07.506	
6			219.0	2:11.407	13			214.7			2:04.375	
7				2:31.085	<i>Pit</i>							



Circuit Length - 5.793 kilometres
Monza
Monza

Weather / Track : Bright / Dry

Printed at 15:11, Saturday, 23 June, 2007

© MST Systems Ltd, 2005 (www.mstworld.com)

2007 FIA GT3 European Championship

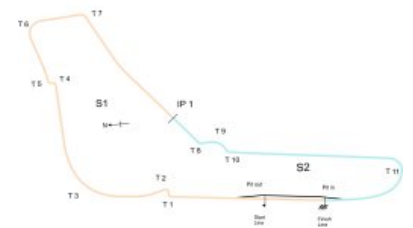
Free Practice 2 - Sector Analysis Report

Lap	S1 Time	S1 Spd	S2 Time	S2 Spd	Lap Time	Pit	Lap	S1 Time	S1 Spd	S2 Time	S2 Spd	Lap Time	Pit
51	AUTOGT RACING				FRA		Morgan Aero V8				M		
1			219.5		17:32.462		6			220.4		1:57.031	
2			220.8		2:00.934		7			222.6		1:56.849	
3			221.3		1:58.295		8					2:08.716	<i>Pit</i>
4			222.2		1:59.161		9			220.8		5:21.067	
5			220.8		1:58.527								



Weather / Track : Bright / Dry

Printed at 15:11, Saturday, 23 June, 2007
 © MST Systems Ltd, 2005 (www.mstworld.com)



Circuit Length - 5.793 kilometres
 Monza
 Monza

2007 FIA GT3 European Championship Free Practice 2 - Best Sector Speeds Report

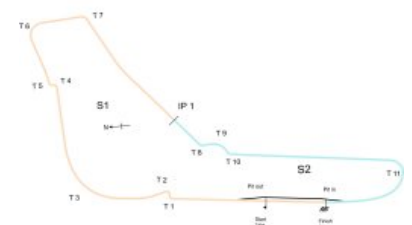
SECTOR 1					SECTOR 2				
POS	NO	NAME	SPEED	LAP	NO	NAME	SPEED	LAP	
1	18	MARTINI CAL	255.3	8	18	MARTINI CAL	235.8	17	
2	38	KESSEL RACI	254.1	5	16	MARTINI CAL	232.2	9	
3	16	MARTINI CAL	253.5	3	38	KESSEL RACI	229.7	15	
4	7	RPM	252.9	9	8	RPM	229.2	15	
5	1	TECH9 MOTO	252.3	18	39	KESSEL RACI	229.2	19	
6	39	KESSEL RACI	252.3	19	19	RIVERSIDE	228.8	11	
7	2	TECH9 MOTO	251.7	14	32	TEAM BERLAN	228.8	21	
8	28	DAMAX	251.7	11	31	TEAM BERLAN	227.8	20	
9	5	TRACKSPEED	251.1	19	1	TECH9 MOTO	226.8	8	
10	9	RPM	250.5	12	2	TECH9 MOTO	226.8	12	
11	29	DAMAX	250.5	3	3	TECH9 MOTO	226.8	16	
12	32	TEAM BERLAN	250.5	20	7	RPM	226.8	9	
13	31	TEAM BERLAN	250.0	4	37	KESSEL RACI	226.8	18	
14	37	KESSEL RACI	250.0	9	5	TRACKSPEED	225.4	12	
15	19	RIVERSIDE	248.8	6	28	DAMAX	225.4	10	
16	6	TRACKSPEED	248.2	20	43	MATECH RACI	225.4	12	
17	40	TOPSPEED RA	247.7	14	9	RPM	225.0	12	
18	36	JMB RACING	247.1	20	15	S-BERG RACI	225.0	2	
19	23	BMS SCUDERI	246.5	19	22	BMS SCUDERI	225.0	17	
20	34	JMB RACING	246.5	12	23	BMS SCUDERI	225.0	13	
21	4	TRACKSPEED	246.0	7	36	JMB RACING	225.0	21	
22	14	S-BERG RACI	245.4	3	14	S-BERG RACI	224.5	8	
23	22	BMS SCUDERI	244.8	22	25	HEXIS RACIN	224.5	15	
24	43	MATECH RACI	244.8	4	29	DAMAX	224.0	5	
25	27	HEXIS RACIN	244.3	8	34	JMB RACING	224.0	12	
26	26	HEXIS RACIN	243.7	11	6	TRACKSPEED	223.6	23	
27	35	JMB RACING	243.7	12	26	HEXIS RACIN	223.6	18	
28	30	DAMAX	243.2	2	40	TOPSPEED RA	223.1	19	
29	44	MATECH RACI	243.2	8	44	MATECH RACI	223.1	18	
30	3	TECH9 MOTO	242.6	13	4	TRACKSPEED	222.6	11	
31					51	AUTOGT RACI	222.6	7	
32					27	HEXIS RACIN	222.2	3	
33					30	DAMAX	222.2	2	
34					35	JMB RACING	221.3	11	
35					13	S-BERG RACI	220.4	6	
36					50	AUTOGT RACI	219.0	6	
37					49	AUTOGT RACI	217.7	2	



Weather / Track : Bright / Dry

Printed at 15:11, Saturday, 23 June, 2007

© MST Systems Ltd, 2005 (www.mstworld.com)



Circuit Length - 5.793 kilometres

Monza
Monza

Page 1

2007 FIA GT3 European Championship Free Practice 2 - Best Sector Times Report

SECTOR 1				SECTOR 2			IDEAL/BEST LAP COMPARISON					
POS	NO	TIME	LAP	NO	TIME	LAP	NO	NAME	IDEAL	BEST	LAP	DIFF
1	16	1:14.579	3	18	39.293	19	18	MARTINI CA	1:53.935	1:55.231	19	+ 1.296
2	18	1:14.642	8	23	39.452	15	16	MARTINI CA	1:54.688	1:54.688	3	+ 0.000
3	38	1:15.041	18	9	39.557	11	38	KESSEL RAC	1:54.711	1:54.789	18	+ 0.078
4	9	1:15.509	12	26	39.582	19	23	BMS SCUDE	1:54.984	1:55.195	9	+ 0.211
5	23	1:15.532	9	31	39.668	4	9	RPM	1:55.066	1:55.408	12	+ 0.342
6	32	1:15.779	9	38	39.670	6	26	HEXIS RACI	1:55.436	1:55.436	19	+ 0.000
7	7	1:15.792	9	7	39.694	9	7	RPM	1:55.486	1:55.486	9	+ 0.000
8	26	1:15.854	19	29	39.767	6	31	TEAM BERLA	1:55.603	1:55.650	20	+ 0.047
9	31	1:15.935	20	44	39.782	8	32	TEAM BERLA	1:55.946	1:55.946	9	+ 0.000
10	5	1:16.008	19	16	40.109	3	44	MATECH RA	1:56.072	1:56.072	8	+ 0.000
11	1	1:16.047	14	32	40.167	9	29	DAMAX	1:56.093	1:56.093	6	+ 0.000
12	28	1:16.092	17	1	40.205	17	5	TRACKSPEE	1:56.219	1:56.622	19	+ 0.403
13	44	1:16.290	8	5	40.211	12	1	TECH9 MOT	1:56.252	1:56.633	17	+ 0.381
14	39	1:16.310	9	28	40.273	17	28	DAMAX	1:56.365	1:56.365	17	+ 0.000
15	29	1:16.326	6	39	40.331	9	39	KESSEL RAC	1:56.641	1:56.641	9	+ 0.000
16	37	1:16.472	10	43	40.381	4	19	RIVERSIDE	1:57.062	1:57.167	7	+ 0.105
17	19	1:16.664	7	19	40.398	13	43	MATECH RA	1:57.229	1:57.229	4	+ 0.000
18	22	1:16.673	22	36	40.419	21	22	BMS SCUDE	1:57.258	1:57.258	22	+ 0.000
19	2	1:16.824	19	22	40.585	22	37	KESSEL RAC	1:57.411	1:57.574	19	+ 0.163
20	43	1:16.848	4	6	40.663	8	2	TECH9 MOT	1:57.520	1:57.522	10	+ 0.002
21	6	1:16.955	23	40	40.673	8	6	TRACKSPEE	1:57.618	1:57.733	23	+ 0.115
22	34	1:17.093	11	2	40.696	10	36	JMB RACING	1:57.865	1:57.865	21	+ 0.000
23	3	1:17.210	6	27	40.709	7	27	HEXIS RACI	1:58.096	1:58.902	7	+ 0.806
24	27	1:17.387	5	35	40.870	19	34	JMB RACING	1:58.200	1:58.350	12	+ 0.150
25	14	1:17.401	4	37	40.939	19	40	TOPSPEED R	1:58.258	1:58.644	8	+ 0.386
26	36	1:17.446	21	34	41.107	7	3	TECH9 MOT	1:58.396	1:58.396	6	+ 0.000
27	40	1:17.585	11	14	41.145	3	14	S-BERG RAC	1:58.546	1:58.577	4	+ 0.031
28	35	1:18.041	19	3	41.186	6	35	JMB RACING	1:58.911	1:58.911	19	+ 0.000
29	4	1:18.232	8	4	41.439	8	4	TRACKSPEE	1:59.671	1:59.671	8	+ 0.000
30	30	1:18.774	5	30	41.525	2	30	DAMAX	2:00.299	2:00.980	5	+ 0.681

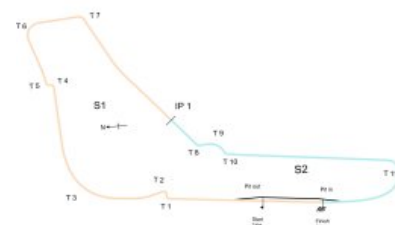
'Perfect Lap' - 1:53.872



Weather / Track : Bright / Dry

Printed at 15:10, Saturday, 23 June, 2007

© MST Systems Ltd, 2005 (www.mstworld.com)



Circuit Length - 5.793 kilometres

Monza
Monza

Page 1

2007 FIA GT3 European Championship QUALIFYING 1

POS	NO	CL	NAME	NAT	ENTRY	TIME	LAPS	GAP	KPH
1	18	C	Luca PIRRI	ITA	Corvette Z06R GT3	1:54.207	9		182.60
2	15	L	Erik JANIS	CZE	Lamborghini Gallardo GT3	1:54.436	8	0.229	182.24
3	38	F	Gilles VANNELET	FRA	Ferrari 430	1:54.538	6	0.331	182.07
4	23	AM	Diego ALESSI	ITA	Aston Martin DBRS9	1:54.622	9	0.415	181.94
5	8	D	Bradley ELLIS	GBR	Dodge Viper Competition Coupe	1:54.712	10	0.505	181.80
6	31	AS	Erik ZWART	GBR	Ascari KZ1R GT3	1:55.522	7	1.315	180.52
7	5	P	Richard WILLIAMS	GBR	Porsche 997 GT3 Cup	1:55.531	8	1.324	180.51
8	44	FGT	Romain BERA	FRA	Ford GT	1:55.695	9	1.488	180.25
9	39	F	Paul WARREN	GBR	Ferrari 430	1:55.798	9	1.591	180.09
10	27	AM	Ron MARCHAL	NED	Aston Martin DBRS9	1:56.119	8	1.912	179.59
11	32	AS	Daniel GIBSON	GBR	Ascari KZ1R GT3	1:56.272	10	2.065	179.36
12	30	AS	Mikael FORSTEN	NED	Ascari KZ1R GT3	1:56.303	10	2.096	179.31
13	1	P	Phil QUAIFE	GBR	Porsche 997 GT3 Cup	1:56.316	8	2.109	179.29
14	36	F	Philippe RAMBEAUD	FRA	Ferrari 430	1:56.318	10	2.111	179.29
15	22	AM	Francesco MAGGI	ITA	Aston Martin DBRS9	1:56.329	8	2.122	179.27
16	34	F	Ian KHAN	GBR	Ferrari 430	1:57.214	10	3.007	177.92
17	37	F	Kostantin IOANNIDIS	SUI	Ferrari 430	1:57.354	9	3.147	177.70
18	7	D	Gilles DUQUEINE	FRA	Dodge Viper Competition Coupe	1:57.366	10	3.159	177.69
19	14	L	Vadim KUZMINYKH	RUS	Lamborghini Gallardo GT3	1:57.580	9	3.373	177.36
20	16	C	U BERBERICH-MARTINI	GER	Corvette Z06R GT3	1:57.589	8	3.382	177.35
21	25	AM	Manuel RODRIGUES	FRA	Aston Martin DBRS9	1:57.602	9	3.395	177.33
22	6	P	Luc PAILLARD	FRA	Porsche 997 GT3 Cup	1:57.838	8	3.631	176.97
23	2	P	Jonathan LANG	GBR	Porsche 997 GT3 Cup	1:57.987	9	3.780	176.75
24	9	D	Georges CABANNES	FRA	Dodge Viper Competition Coupe	1:58.013	9	3.806	176.71
25	51	M	J-F LE ROCH	FRA	Morgan Aero 8	1:58.093	10	3.886	176.59
26	13	L	Hans KNAUSS	AUT	Lamborghini Gallardo GT3	1:58.346	9	4.139	176.21
27	28	AS	Martin RICH	GBR	Ascari KZ1R GT3	1:58.401	4	4.194	176.13
28	26	AM	Jean-Claude LAGNIEZ	FRA	Aston Martin DBRS9	1:58.629	9	4.422	175.79
29	35	F	Philip WALKER	GBR	Ferrari 430	1:58.646	10	4.439	175.77
30	43	FGT	Martin BARTEK	SUI	Ford GT	1:58.685	8	4.478	175.71
31	24	AM	Toni SEILER	SUI	Aston Martin DBRS9	1:58.706	6	4.499	175.68
32	40	FMS	Eric de DONCKER	BEL	Ford Mustang FR500 GT	1:59.378	10	5.171	174.69
33	3	P	Howard SPOONER	GBR	Porsche 997 GT3 Cup	2:01.327	9	7.120	171.88
34	19	C	Arnaud PEYROLLES	FRA	Corvette Z06R GT3	2:01.656	5	7.449	171.42
35	49	M	Frederic O'NEILL	FRA	Morgan Aero 8 GT3	2:04.935	8	10.728	166.92
36	50	M	Marguerite LAFFITE	FRA	Morgan Aero 8 GT3	2:05.400	5	11.193	166.30

QUALIFICATION MAXIMA 2:28.469

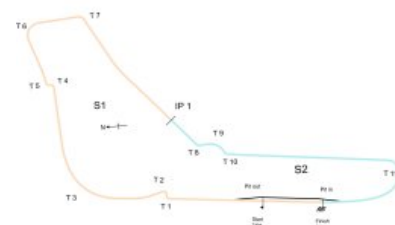
Weather / Track : Bright / Dry

Monza
Circuit Length = 5.7930 km.
Start: 18:15 End: 18:35

Clerk of Course:	Stewards:	Timekeeper:
------------------	-----------	-------------

2007 FIA GT3 European Championship Qualifying 1 - Sector Analysis Report

Lap	S1 Time	S1 Spd	S2 Time	S2 Spd	Lap Time	Pit	Lap	S1 Time	S1 Spd	S2 Time	S2 Spd	Lap Time	Pit
1 QUAIFE GBR Porsche 997 GT3 Cup P													
1	18:22.926	178.5	45.814	226.4	19:08.740		6	1:15.954	252.3	40.362	225.9	1:56.316	
2	1:18.521	238.4	41.763	226.4	2:00.284		7	1:22.033	203.7	42.199	226.4	2:04.232	
3	1:16.209	250.5	40.664	225.9	1:56.873		8	1:18.324	226.4	51.020		2:09.344	Pit
4	1:16.350	251.1	40.606	225.4	1:56.956								
5	1:16.643	204.5	42.043	225.9	1:58.686								
2 LANG GBR Porsche 997 GT3 Cup P													
1	17:48.484	216.8	54.026	226.4	18:42.510		6	1:17.483	248.2	41.420	224.0	1:58.903	
2	1:17.040	250.5	40.947	226.8	1:57.987		7	1:17.302	247.1	47.859		2:05.161	Pit
3	1:16.881	248.8	41.584	224.5	1:58.465		8	3:10.103	242.1	41.353	225.9	3:51.456	
4	1:17.612	246.5	40.954	225.4	1:58.566		9	1:17.231	243.2	41.180	224.0	1:58.411	
5	1:30.662	238.4	41.361	223.6	2:12.023								
3 SPOONER GBR Porsche 997 GT3 Cup P													
1	19:34.539	193.8	48.922	221.7	20:23.461		6	1:20.347	232.2	43.170	224.0	2:03.517	
2	1:22.370	217.3	42.733	225.0	2:05.103		7	1:19.407	230.7	41.960	224.0	2:01.367	
3	1:19.492	235.8	42.763	223.6	2:02.255		8	1:17.712	236.3	43.615	224.0	2:01.327	
4	1:19.563	224.5	42.706	224.5	2:02.269		9	1:22.205	200.7	42.946	223.6	2:05.151	
5	1:18.859	219.5	43.003	224.5	2:01.862								
5 WILLIAMS GBR Porsche 997 GT3 Cup P													
1	20:30.963	201.4	42.951	225.4	21:13.914		6	1:18.229	229.2	40.988	224.0	1:59.217	
2	1:16.437	248.8	40.630	225.4	1:57.067		7	1:15.862	249.4	39.941	224.0	1:55.803	
3	1:17.033	250.5	40.193	225.4	1:57.226		8	1:20.150	244.8	49.640		2:09.790	Pit
4	1:15.508	250.0	40.023	225.4	1:55.531								
5	1:15.422	251.7	40.133	224.0	1:55.555								
6 PAILLARD FRA Porsche 997 GT3 Cup P													
1	18:28.817	157.2	52.952	213.0	19:21.769		6	1:17.758	244.8	40.883	221.3	1:58.641	
2	1:29.210	215.5	42.512	222.6	2:11.722		7	1:17.401	246.0	40.693	220.8	1:58.094	
3	1:18.419	246.5	41.154	222.6	1:59.573		8	1:37.090	171.9	51.766		2:28.856	Pit
4	1:17.364	246.5	41.896	223.6	1:59.260								
5	1:17.040	244.8	40.798	220.8	1:57.838								



Circuit Length - 5.793 kilometres
Monza
Monza

Weather / Track : Bright / Dry

Printed at 18:38, Saturday, 23 June, 2007

© MST Systems Ltd, 2005 (www.mstworld.com)

Page 1

2007 FIA GT3 European Championship Qualifying 1 - Sector Analysis Report

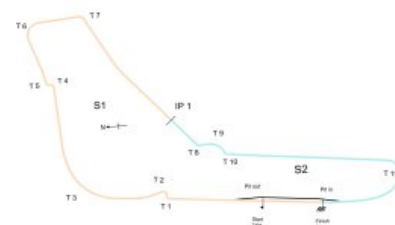
Lap	S1 Time	S1 Spd	S2 Time	S2 Spd	Lap Time	Pit	Lap	S1 Time	S1 Spd	S2 Time	S2 Spd	Lap Time	Pit
7 DUQUEINE FRA Dodge Viper Competition Coupe D													
1	17:00.693	210.5	43.209	226.4	17:43.902		7	1:16.804	252.3	41.191	227.3	1:57.995	
2	1:18.874	249.4	41.410	227.3	2:00.284		8	1:27.442	215.1	42.491	225.9	2:09.933	
3	1:17.573	251.7	41.404	225.9	1:58.977		9	1:16.332	250.5	41.166	225.9	1:57.498	
4	1:17.899	251.1	41.347	225.4	1:59.246		10	1:16.238	250.5	41.128	225.4	1:57.366	
5	1:17.327	250.0	41.290	225.9	1:58.617								
6	1:16.693	252.9	41.072	227.3	1:57.765								
8 ELLIS GBR Dodge Viper Competition Coupe D													
1			225.9		17:42.532		7			229.2		2:06.050	
2			229.7		2:00.859		8			228.8		1:54.856	
3			227.8		1:57.430		9			229.2		1:54.712	
4			228.3		1:55.903		10			227.8		1:54.935	
5			229.2		1:54.953								
6			229.2		1:55.868								
9 CABANNES FRA Dodge Viper Competition Coupe D													
1	16:50.879	224.0	51.164		17:42.043	Pit	6	1:18.108	248.8	40.853	220.4	1:58.961	
2	3:20.752	225.0	42.014	222.6	4:02.766		7	1:19.996	219.0	41.950	216.4	2:01.946	
3	1:18.384	246.5	40.600	224.5	1:58.984		8	1:17.606	247.7	41.058	221.3	1:58.664	
4	1:18.039	246.0	40.908	223.1	1:58.947		9	1:17.768	248.2	40.886	221.3	1:58.654	
5	1:17.482	248.2	40.531	223.1	1:58.013								
13 KNAUSS AUT Lamborghini Gallardo GT3 L													
1			214.7		18:32.658		6			221.3		3:56.954	
2			220.4		2:02.816		7			222.6		1:59.323	
3			221.3		2:01.832		8			220.8		1:58.346	
4			221.3		2:00.575		9			220.8		1:58.879	
5					2:08.745	Pit							
14 KUZMINYKH RUS Lamborghini Gallardo GT3 L													
1	17:45.101	224.5	46.959	216.8	18:32.060		6	1:18.095	248.2	40.996	222.6	1:59.091	
2	1:23.937	226.4	42.862	220.8	2:06.799		7	1:20.339	244.8	40.744	223.6	2:01.083	
3	1:18.335	246.0	41.495	220.8	1:59.830		8	1:17.046	247.7	41.599	221.7	1:58.645	
4	1:19.306	246.0	47.805		2:07.111	Pit	9	1:16.886	242.6	40.694	223.1	1:57.580	
5	3:14.958	245.4	40.929	218.6	3:55.887								



Weather / Track : Bright / Dry

Printed at 18:38, Saturday, 23 June, 2007

© MST Systems Ltd, 2005 (www.mstworld.com)



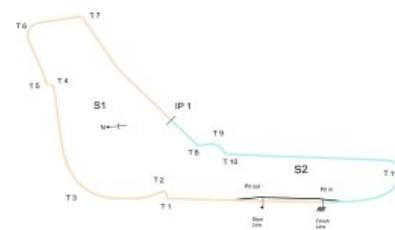
Circuit Length - 5.793 kilometres

Monza

Monza

2007 FIA GT3 European Championship Qualifying 1 - Sector Analysis Report

Lap	S1 Time	S1 Spd	S2 Time	S2 Spd	Lap Time	Pit	Lap	S1 Time	S1 Spd	S2 Time	S2 Spd	Lap Time	Pit
15 JANIS CZE Lamborghini Gallardo GT3 L													
1			222.2		18:55.571		6			227.3		5:30.178	
2			225.0		1:58.185		7			227.3		2:03.314	
3			225.4		1:55.341		8			198.8		1:58.735	
4			226.4		1:54.436								
5					2:09.130	Pit							
16 U BERBERICH-MARTINI GER Corvette Z06R GT3 C													
1	17:02.537	212.1	42.958	229.2	17:45.495		6	1:18.073	250.0	40.652	233.7	1:58.725	
2	1:19.922	237.3	42.117	231.2	2:02.039		7	1:17.071	234.7	40.634	233.2	1:57.705	
3	1:18.136	233.2	42.288	227.8	2:00.424		8	1:27.351	202.6	51.634		2:18.985	Pit
4	1:17.640	246.5	41.385	232.2	1:59.025								
5	1:17.212	244.8	40.377	234.2	1:57.589								
17 SKULA CZE Corvette Z06R GT3 C													
1	18:40.738	135.6	1:04.303		19:45.041	Pit							
18 PIRRI ITA Corvette Z06R GT3 C													
1	16:41.197	196.7	43.005	229.2	17:24.202		6	1:17.343	237.3	46.953		2:04.296	Pit
2	1:17.303	207.2	45.241	233.7	2:02.544		7	4:31.615	202.6	45.901	233.2	5:17.516	
3	1:16.323	255.3	39.191	235.2	1:55.514		8	1:15.135	256.5	39.445	234.2	1:54.580	
4	1:16.330	254.1	39.836	231.7	1:56.166		9	1:20.464	191.4	51.968		2:12.432	Pit
5	1:15.184	253.5	39.023	233.7	1:54.207								
19 PEYROLLES FRA Corvette Z06R GT3 C													
1	18:03.978	165.8	47.153	223.1	18:51.131		4	1:19.792	230.2	41.864	231.2	2:01.656	
2	1:37.289	144.1	1:07.799		2:45.088	Pit	5	1:52.368	142.1	1:11.638		3:04.006	Pit
3	8:24.273	230.7	42.038	227.8	9:06.311								
22 MAGGI ITA Aston Martin DBRS9 AM													
1	17:13.069	212.5	44.035	221.3	17:57.104		6	1:16.281	241.6	40.288	223.1	1:56.569	
2	1:17.441	243.7	40.443	223.6	1:57.884		7	1:16.283	242.6	40.046	224.0	1:56.329	
3	1:16.855	244.3	40.299	224.0	1:57.154		8	1:25.944	164.1	52.277		2:18.221	Pit
4	1:21.445	184.9	43.958	222.6	2:05.403								
5	1:17.318	241.6	40.148	222.2	1:57.466								



Circuit Length - 5.793 kilometres
Monza
Monza

Weather / Track : Bright / Dry

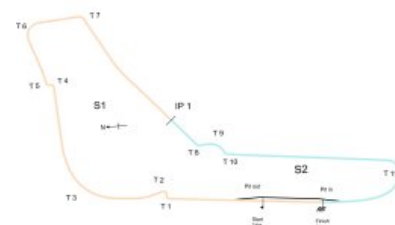
Printed at 18:38, Saturday, 23 June, 2007

© MST Systems Ltd, 2005 (www.mstworld.com)

Page 3

2007 FIA GT3 European Championship Qualifying 1 - Sector Analysis Report

Lap	S1 Time	S1 Spd	S2 Time	S2 Spd	Lap Time	Pit	Lap	S1 Time	S1 Spd	S2 Time	S2 Spd	Lap Time	Pit
23 ALESSI ITA Aston Martin DBRS9 AM													
1	16:45.442	214.2	44.091	222.2	17:29.533		6	1:15.218	242.6	39.617	224.0	1:54.835	
2	1:16.151	243.7	44.358	225.0	2:00.509		7	1:15.210	242.1	39.631	223.6	1:54.841	
3	1:16.507	244.3	39.857	225.0	1:56.364		8	1:15.035	243.7	39.587	223.6	1:54.622	
4	1:15.361	247.7	39.890	225.0	1:55.251		9	1:33.220	180.6	53.656		2:26.876	Pit
5	1:26.014	221.3	41.484	223.1	2:07.498								
24 SEILER SUI Aston Martin DBRS9 AM													
1	17:28.318	178.5	45.341	220.4	18:13.659		5	1:20.156	241.6	41.032	221.3	2:01.188	
2	1:21.535	204.1	43.674	222.6	2:05.209		6	1:22.273	205.7	42.919	223.6	2:05.192	
3	1:19.538	233.2	41.115	224.0	2:00.653								
4	1:17.307	240.0	41.399	217.7	1:58.706								
25 RODRIGUES FRA Aston Martin DBRS9 AM													
1			221.3		19:19.218		6			223.6		1:57.990	
2			224.0		2:00.299		7			222.6		1:58.476	
3			221.7		2:00.453		8			222.2		1:57.602	
4			225.0		1:57.829		9					2:12.982	Pit
5			223.6		1:57.794								
26 LAGNIEZ FRA Aston Martin DBRS9 AM													
1	18:42.889	165.1	49.969	212.5	19:32.858		6	1:17.373	223.6	41.256	221.3	1:58.629	
2	1:24.891	219.0	44.257	219.0	2:09.148		7	1:22.446	211.7	42.348	222.2	2:04.794	
3	1:19.976	243.7	42.204	222.6	2:02.180		8	1:17.793	225.0	41.414	221.7	1:59.207	
4	1:18.265	243.2	40.916	223.1	1:59.181		9	1:23.759	242.1	41.025	211.3	2:04.784	
5	1:19.450	218.6	41.043	224.5	2:00.493								
27 MARCHAL NED Aston Martin DBRS9 AM													
1	18:10.393	138.9	46.265	219.0	18:56.658		6	3:40.064	193.5	42.164	220.8	4:22.228	
2	1:19.152	243.7	42.854	222.2	2:02.006		7	1:19.242	242.1	39.937	222.6	1:59.179	
3	1:17.630	241.6	39.953	221.3	1:57.583		8	1:21.226	173.0	46.932	193.8	2:08.158	
4	1:16.405	242.1	39.714	221.3	1:56.119								
5	1:16.465	244.3	49.958		2:06.423	Pit							
28 RICH GBR Ascari KZ1R GT3 AS													
1	17:14.256	216.4	44.537	223.6	17:58.793		4	1:32.947	160.9	57.168		2:30.115	Pit
2	1:19.055	248.8	41.646	226.8	2:00.701								
3	1:17.427	250.0	40.974	225.4	1:58.401								



Circuit Length - 5.793 kilometres
Monza
Monza

Weather / Track : Bright / Dry

Printed at 18:38, Saturday, 23 June, 2007

© MST Systems Ltd, 2005 (www.mstworld.com)

Page 4

2007 FIA GT3 European Championship Qualifying 1 - Sector Analysis Report

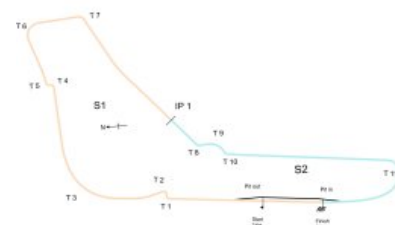
Lap	S1 Time	S1 Spd	S2 Time	S2 Spd	Lap Time	Pit	Lap	S1 Time	S1 Spd	S2 Time	S2 Spd	Lap Time	Pit
30 FORSTEN NED Ascari KZ1R GT3 AS													
1	17:36.207	197.0	43.741	220.8	18:19.948		7	1:17.264	244.8	40.096	223.1	1:57.360	
2	1:19.661	241.6	42.008	223.1	2:01.669		8	1:18.072	246.5	40.010	224.5	1:58.082	
3	1:18.277	225.4	44.045	223.1	2:02.322		9	1:16.326	247.7	39.977	224.0	1:56.303	
4	1:17.118	246.5	40.359	224.0	1:57.477		10	1:22.642	182.7	50.717		2:13.359	Pit
5	1:26.268	200.3	43.620	223.1	2:09.888								
6	1:17.947	243.2	40.681	223.6	1:58.628								
31 ZWART GBR Ascari KZ1R GT3 AS													
1	16:32.107	212.5	43.147	222.2	17:15.254		5	1:16.074	247.1	39.472	226.4	1:55.546	
2	1:19.919	241.0	41.840	226.4	2:01.759		6	1:15.986	248.8	39.536	225.0	1:55.522	
3	1:15.955	246.0	41.413	225.9	1:57.368		7	1:16.353	249.4	48.169		2:04.522	Pit
4	1:16.416	243.2	40.365	227.8	1:56.781								
32 GIBSON GBR Ascari KZ1R GT3 AS													
1	16:33.371	222.6	43.640	224.0	17:17.011		7	1:16.418	247.7	39.854	228.3	1:56.272	
2	1:24.252	216.4	42.188	226.8	2:06.440		8	1:17.619	243.7	42.047	229.2	1:59.666	
3	1:18.931	250.0	40.909	226.8	1:59.840		9	1:22.443	230.7	41.798	226.8	2:04.241	
4	1:18.323	247.1	40.910	227.3	1:59.233		10	1:16.297	248.8	40.085	226.4	1:56.382	
5	1:18.630	246.5	40.505	227.8	1:59.135								
6	1:16.330	250.5	40.176	228.3	1:56.506								
34 KHAN GBR Ferrari 430 F													
1	17:15.483	228.8	43.839	224.0	17:59.322		7	1:16.868	247.1	40.800	222.6	1:57.668	
2	1:18.699	248.8	41.271	223.6	1:59.970		8	1:16.883	246.5	40.742	224.0	1:57.625	
3	1:18.220	248.2	41.054	224.5	1:59.274		9	1:16.355	246.5	41.072	219.5	1:57.427	
4	1:25.450	165.6	54.370	225.4	2:19.820		10	1:16.293	246.0	40.921	224.0	1:57.214	
5	1:17.489	248.2	41.058	225.4	1:58.547								
6	1:16.661	250.5	41.035	224.5	1:57.696								
35 WALKER GBR Ferrari 430 F													
1	17:47.202	209.3	45.967	212.5	18:33.169		7	1:19.302	232.2	41.230	225.4	2:00.532	
2	1:21.147	237.3	41.761	223.1	2:02.908		8	1:18.816	241.6	41.734	219.5	2:00.550	
3	1:20.108	237.8	43.264	220.4	2:03.372		9	1:17.851	244.8	40.936	223.1	1:58.787	
4	1:18.946	238.9	41.325	222.6	2:00.271		10	1:18.034	242.6	40.877	221.7	1:58.911	
5	1:19.096	243.2	41.563	222.2	2:00.659								
6	1:17.732	244.8	40.914	223.1	1:58.646								



Weather / Track : Bright / Dry

Printed at 18:38, Saturday, 23 June, 2007

© MST Systems Ltd, 2005 (www.mstworld.com)



Circuit Length - 5.793 kilometres

Monza

Monza

2007 FIA GT3 European Championship Qualifying 1 - Sector Analysis Report

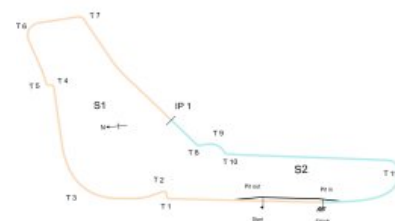
Lap	S1 Time	S1 Spd	S2 Time	S2 Spd	Lap Time	Pit	Lap	S1 Time	S1 Spd	S2 Time	S2 Spd	Lap Time	Pit
36 RAMBEAUD FRA Ferrari 430 F													
1	17:21.740	218.6	44.259	225.0	18:05.999		7	1:16.450	247.7	39.868	225.4	1:56.318	
2	1:22.251	210.5	43.759	225.0	2:06.010		8	1:22.777	175.0	51.771	226.4	2:14.548	
3	1:16.893	246.0	40.119	226.4	1:57.012		9	1:22.954	125.2	49.770	225.9	2:12.724	
4	1:17.205	243.7	40.738	226.8	1:57.943		10	1:16.240	232.2	42.297	203.3	1:58.537	
5	1:25.125	244.8	41.307	225.0	2:06.432								
6	1:17.238	246.5	40.218	226.4	1:57.456								
37 IOANNIDIS SUI Ferrari 430 F													
1	18:31.222	149.3	51.926	217.3	19:23.148		6	1:16.641	252.3	40.771	228.8	1:57.412	
2	1:26.217	251.7	42.178	228.3	2:08.395		7	1:25.047	208.8	41.568	227.8	2:06.615	
3	1:17.689	249.4	41.244	226.8	1:58.933		8	1:16.418	253.5	40.936	228.3	1:57.354	
4	1:17.683	242.6	41.797	228.3	1:59.480		9	1:16.502	250.0	41.368	226.8	1:57.870	
5	1:16.513	251.7	40.862	228.8	1:57.375								
38 VANNELET FRA Ferrari 430 F													
1	18:02.788	178.2	46.260	225.9	18:49.048		5	1:17.320	250.0	39.822	227.8	1:57.142	
2	1:20.689	247.7	41.319	226.8	2:02.008		6	1:14.365	247.1	47.487		2:01.852	Pit
3	1:15.117	250.5	39.859	227.8	1:54.976								
4	1:15.071	250.5	39.467	227.8	1:54.538								
39 WARREN GBR Ferrari 430 F													
1	18:42.809	135.8	52.361	214.2	19:35.170		6	1:16.654	251.1	41.034	224.0	1:57.688	
2	1:28.144	203.3	45.542	222.2	2:13.686		7	1:16.787	250.5	41.379	219.9	1:58.166	
3	1:22.482	231.7	43.055	222.6	2:05.537		8	1:16.576	251.1	40.550	224.5	1:57.126	
4	1:21.190	213.8	42.739	225.4	2:03.929		9	1:15.514	251.7	40.284	224.0	1:55.798	
5	1:17.222	250.5	41.551	223.6	1:58.773								
40 DONCKER BEL Ford Mustang FR500 GT FMS													
1			220.4		18:19.150		7	1:18.153	245.4	41.225	221.3	1:59.378	
2	1:19.768	234.2	41.421	223.1	2:01.189		8			220.4		1:59.623	
3	1:18.955	240.5	41.172	223.6	2:00.127		9	1:18.384	245.4	41.052	222.2	1:59.436	
4	1:18.207	243.7	41.556	220.8	1:59.763		10	1:18.182	242.6	41.461	220.8	1:59.643	
5	1:19.286	244.3	41.151	222.2	2:00.437								
6	1:19.004	244.3	41.193	220.8	2:00.197								



Weather / Track : Bright / Dry

Printed at 18:38, Saturday, 23 June, 2007

© MST Systems Ltd, 2005 (www.mstworld.com)



Circuit Length - 5.793 kilometres

Monza
Monza

2007 FIA GT3 European Championship Qualifying 1 - Sector Analysis Report

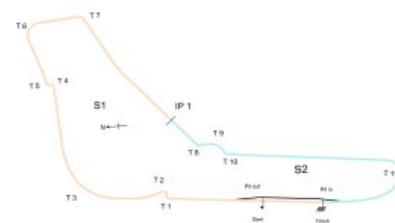
Lap	S1 Time	S1 Spd	S2 Time	S2 Spd	Lap Time	Pit	Lap	S1 Time	S1 Spd	S2 Time	S2 Spd	Lap Time	Pit
43 BARTEK SUI Ford GT FGT													
1	16:51.690	219.9	43.111	224.5	17:34.801		6	2:59.776	234.2	41.715	224.5	3:41.491	
2	1:49.720	213.8	42.545	223.1	2:32.265		7	1:36.946	246.0	41.092	224.5	2:18.038	
3	1:18.957	245.4	41.318	224.5	2:00.275		8	1:18.101	248.2	40.584	226.4	1:58.685	
4	1:17.778	236.8	41.341	222.6	1:59.119								
5	1:18.668	245.4	51.466		2:10.134	Pit							
44 BERA FRA Ford GT FGT													
1	16:49.283	237.8	41.673	222.6	17:30.956		6	1:16.087	247.7	39.608	220.8	1:55.695	
2	1:16.694	248.2	43.359	225.0	2:00.053		7	1:16.277	247.7	39.537	223.6	1:55.814	
3	1:17.500	246.5	48.832		2:06.332	Pit	8	1:17.760	241.6	49.722		2:07.482	Pit
4	2:26.165	246.0	39.562	223.6	3:05.727		9	2:25.548	242.6	40.187	225.4	3:05.735	
5	1:21.406	230.2	41.522	223.1	2:02.928								
49 O'NEILL FRA Morgan Aero 8 GT3 M													
1			194.5		19:04.925		6			214.2		2:07.265	
2			209.3		2:14.840		7			213.0		2:14.134	
3			213.8		2:06.202		8					2:16.592	Pit
4			216.0		2:07.255								
5			213.4		2:04.935								
50 LAFFITE FRA Morgan Aero 8 GT3 M													
1					19:22.785	Pit	4			221.7		2:05.400	
2			213.0		7:04.715		5					2:18.278	Pit
3			217.3		2:06.206								
51 J-F LE ROCH FRA Morgan Aero 8 M													
1			215.5		18:18.709		7			221.3		1:59.351	
2			221.7		2:00.634		8			220.4		1:59.674	
3			217.3		1:59.298		9			218.1		1:58.666	
4			219.9		1:58.243		10			218.1		1:59.081	
5			220.8		1:58.093								
6			221.3		1:58.804								



Weather / Track : Bright / Dry

Printed at 18:38, Saturday, 23 June, 2007

© MST Systems Ltd, 2005 (www.mstworld.com)



Circuit Length - 5.793 kilometres

Monza
Monza

Page 7

2007 FIA GT3 European Championship Qualifying 1 - Best Sector Speeds Report

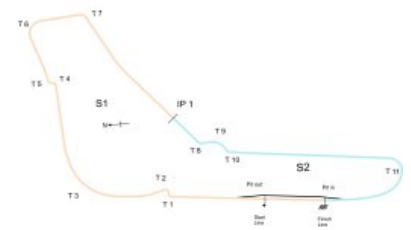
SECTOR 1				SECTOR 2				
POS	NO	NAME	SPEED	LAP	NO	NAME	SPEED	LAP
1	18	PIRRI	256.5	8	18	PIRRI	235.2	3
2	37	IOANNIDIS	253.5	8	16	U BERBERICH	234.2	5
3	7	DUQUEINE	252.9	6	19	PEYROLLES	231.2	4
4	1	QUAIFE	252.3	6	8	ELLIS	229.7	2
5	5	WILLIAMS	251.7	5	32	GIBSON	229.2	8
6	39	WARREN	251.7	9	37	IOANNIDIS	228.8	5
7	2	LANG	250.5	2	31	ZWART	227.8	4
8	32	GIBSON	250.5	6	38	VANNELET	227.8	3
9	34	KHAN	250.5	6	7	DUQUEINE	227.3	2
10	38	VANNELET	250.5	3	15	JANIS	227.3	6
11	16	U BERBERICH	250.0	6	2	LANG	226.8	2
12	28	RICH	250.0	3	28	RICH	226.8	2
13	31	ZWART	249.4	7	36	RAMBEAUD	226.8	4
14	9	CABANNES	248.8	6	1	QUAIFE	226.4	1
15	14	KUZMINYKH	248.2	6	43	BARTEK	226.4	8
16	43	BARTEK	248.2	8	5	WILLIAMS	225.4	1
17	44	BERA	248.2	2	34	KHAN	225.4	4
18	23	ALESSI	247.7	4	35	WALKER	225.4	7
19	30	FORSTEN	247.7	9	39	WARREN	225.4	4
20	36	RAMBEAUD	247.7	7	44	BERA	225.4	9
21	6	PAILLARD	246.5	3	3	SPOONER	225.0	2
22	40	DONCKER	245.4	7	23	ALESSI	225.0	2
23	35	WALKER	244.8	6	25	RODRIGUES	225.0	4
24	22	MAGGI	244.3	3	9	CABANNES	224.5	3
25	27	MARCHAL	244.3	5	26	LAGNIEZ	224.5	5
26	26	LAGNIEZ	243.7	3	30	FORSTEN	224.5	8
27	24	SEILER	241.6	5	22	MAGGI	224.0	3
28	3	SPOONER	236.3	8	24	SEILER	224.0	3
29	19	PEYROLLES	230.7	3	6	PAILLARD	223.6	4
30	17	SKULA	135.6	1	14	KUZMINYKH	223.6	7
31					40	DONCKER	223.6	3
32					13	KNAUSS	222.6	7
33					27	MARCHAL	222.6	7
34					50	LAFFITE	221.7	4
35					51	J-F LE ROCH	221.7	2
36					49	O'NEILL	216.0	4



Weather / Track : Bright / Dry

Printed at 18:38, Saturday, 23 June, 2007

© MST Systems Ltd, 2005 (www.mstworld.com)



Circuit Length - 5.793 kilometres

Monza
Monza

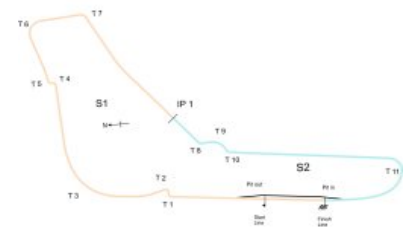
2007 FIA GT3 European Championship Qualifying 1 - Best Sector Times Report

SECTOR 1				SECTOR 2			IDEAL/BEST LAP COMPARISON					
POS	NO	TIME	LAP	NO	TIME	LAP	NO	NAME	IDEAL	BEST	LAP	DIFF
1	38	1:14.365	6	18	39.023	5	38	VANNELET	1:53.832	1:54.538	4	+ 0.706
2	23	1:15.035	8	38	39.467	4	18	PIRRI	1:54.158	1:54.207	5	+ 0.049
3	18	1:15.135	8	31	39.472	5	23	ALESSI	1:54.622	1:54.622	8	+ 0.000
4	5	1:15.422	5	44	39.537	7	5	WILLIAMS	1:55.363	1:55.531	4	+ 0.168
5	39	1:15.514	9	23	39.587	8	31	ZWART	1:55.427	1:55.522	6	+ 0.095
6	1	1:15.954	6	27	39.714	4	44	BERA	1:55.624	1:55.695	6	+ 0.071
7	31	1:15.955	3	32	39.854	7	39	WARREN	1:55.798	1:55.798	9	+ 0.000
8	44	1:16.087	6	36	39.868	7	36	RAMBEAUD	1:56.108	1:56.318	7	+ 0.210
9	7	1:16.238	10	5	39.941	7	27	MARCHAL	1:56.119	1:56.119	4	+ 0.000
10	36	1:16.240	10	30	39.977	9	32	GIBSON	1:56.151	1:56.272	7	+ 0.121
11	22	1:16.281	6	22	40.046	7	30	FORSTEN	1:56.303	1:56.303	9	+ 0.000
12	34	1:16.293	10	39	40.284	9	1	QUAIFE	1:56.316	1:56.316	6	+ 0.000
13	32	1:16.297	10	1	40.362	6	22	MAGGI	1:56.327	1:56.329	7	+ 0.002
14	30	1:16.326	9	16	40.377	5	34	KHAN	1:57.035	1:57.214	10	+ 0.179
15	27	1:16.405	4	9	40.531	5	37	IOANNIDIS	1:57.189	1:57.354	8	+ 0.165
16	37	1:16.418	8	43	40.584	8	7	DUQUEINE	1:57.310	1:57.366	10	+ 0.056
17	2	1:16.881	3	6	40.693	7	16	U BERBERIC	1:57.448	1:57.589	5	+ 0.141
18	14	1:16.886	9	14	40.694	9	14	KUZMINYKH	1:57.580	1:57.580	9	+ 0.000
19	6	1:17.040	5	34	40.742	8	6	PAILLARD	1:57.733	1:57.838	5	+ 0.105
20	16	1:17.071	7	37	40.771	6	2	LANG	1:57.828	1:57.987	2	+ 0.159
21	24	1:17.307	4	35	40.877	10	9	CABANNES	1:58.013	1:58.013	5	+ 0.000
22	26	1:17.373	6	26	40.916	4	26	LAGNIEZ	1:58.289	1:58.629	6	+ 0.340
23	28	1:17.427	3	2	40.947	2	24	SEILER	1:58.339	1:58.706	4	+ 0.367
24	9	1:17.482	5	28	40.974	3	43	BARTEK	1:58.362	1:58.685	8	+ 0.323
25	3	1:17.712	8	24	41.032	5	28	RICH	1:58.401	1:58.401	3	+ 0.000
26	35	1:17.732	6	40	41.052	9	35	WALKER	1:58.609	1:58.646	6	+ 0.037
27	43	1:17.778	4	7	41.072	6	40	DONCKER	1:59.205	1:59.378	7	+ 0.173
28	40	1:18.153	7	19	41.864	4	3	SPOONER	1:59.672	2:01.327	8	+ 1.655
29	19	1:19.792	4	3	41.960	7	19	PEYROLLES	2:01.656	2:01.656	4	+ 0.000
30	17	18:40.73	1	17	1:04.303	1	17	SKULA	19:45.041	19:45.041	1	+ 0.000

'Perfect Lap' - 1:53.388



Weather / Track : Bright / Dry



Circuit Length - 5.793 kilometres
Monza
Monza

Printed at 18:38, Saturday, 23 June, 2007

© MST Systems Ltd, 2005 (www.mstworld.com)

Page 1

2007 FIA GT3 European Championship QUALIFYING 2

POS	NO	CL	NAME	NAT	ENTRY	TIME	LAPS	GAP	KPH
1	16	C	Klaus LUDWIG	GER	Corvette Z06R GT3	1:52.158	5		185.94
2	18	C	Jurgen VON GARTZEN	GER	Corvette Z06R GT3	1:52.774	6	0.616	184.92
3	19	C	James RUFFIER	FRA	Corvette Z06R GT3	1:52.958	9	0.800	184.62
4	38	F	Henri MOSER	SUI	Ferrari 430	1:53.138	8	0.980	184.33
5	8	D	Edward MORRIS	GBR	Dodge Viper Competition Coupe	1:53.649	9	1.491	183.50
6	43	FGT	Thomas MUTSCH	GER	Ford GT	1:53.824	9	1.666	183.22
7	28	AS	Andrew THOMPSON	GBR	Ascari KZ1R GT3	1:54.055	10	1.897	182.84
8	23	AM	Alex FRASSINETTI	ITA	Aston Martin DBRS9	1:54.287	9	2.129	182.47
9	26	AM	Frederic MAKOWIECKI	FRA	Aston Martin DBRS9	1:54.347	9	2.189	182.38
10	34	F	Stephane DAOUDI	FRA	Ferrari 430	1:54.475	10	2.317	182.17
11	9	D	Maxime DUBRULLE	FRA	Dodge Viper Competition Coupe	1:54.516	8	2.358	182.11
12	31	AS	Klass ZWART	GBR	Ascari KZ1R GT3	1:54.976	6	2.818	181.38
13	7	D	Alex MORTIMER	GBR	Dodge Viper Competition Coupe	1:55.129	5	2.971	181.14
14	32	AS	Michael GREENHALGH	GBR	Ascari KZ1R GT3	1:55.165	10	3.007	181.08
15	25	AM	Julien RODRIGUES	FRA	Aston Martin DBRS9	1:55.231	11	3.073	180.98
16	44	FGT	S van CAMPENHOUDT	BEL	Ford GT	1:55.391	9	3.233	180.73
17	15	L	Jaromir JIRIK	CZE	Lamborghini Gallardo GT3	1:55.528	8	3.370	180.51
18	1	P	Tom FERRIER	GBR	Porsche 997 GT3 Cup	1:55.550	7	3.392	180.48
19	39	F	Chris HYMAN	GBR	Ferrari 430	1:55.713	10	3.555	180.22
20	51	M	Johan-Boris SCHEIER	FRA	Morgan Aero 8	1:55.727	5	3.569	180.20
21	5	P	Darryl O'YOUNG	CAN	Porsche 997 GT3 Cup	1:55.790	8	3.632	180.10
22	2	P	Phil KEEN	GBR	Porsche 997 GT3 Cup	1:56.747	9	4.589	178.63
23	27	AM	Willem COEKELBERGS	BEL	Aston Martin DBRS9	1:56.813	10	4.655	178.53
24	6	P	Ronayne O'MAHONY	IRL	Porsche 997 GT3 Cup	1:56.822	10	4.664	178.51
25	14	L	Jan DANIS	CZE	Lamborghini Gallardo GT3	1:57.491	9	5.333	177.50
26	13	L	Werner GROBL	AUT	Lamborghini Gallardo GT3	1:57.681	8	5.523	177.21
27	37	F	Freddy KREMER	GER	Ferrari 430	1:57.808	9	5.650	177.02
28	3	P	Peter SNOWDON	GBR	Porsche 997 GT3 Cup	1:58.033	9	5.875	176.68
29	30	AS	Richard STANTON	GBR	Ascari KZ1R GT3	1:58.092	10	5.934	176.59
30	40	FMS	Gunnar JEANNETTE	USA	Ford Mustang FR500 GT	1:58.276	8	6.118	176.32
31	49	M	Jacques LAFITTE	FRA	Morgan Aero 8 GT3	1:58.556	8	6.398	175.90
32	35	F	John GREASLEY	GBR	Ferrari 430	1:59.216	10	7.058	174.93
33	22	AM	Gian Marino ZENERE	ITA	Aston Martin DBRS9	1:59.396	9	7.238	174.66
34	50	M	George STURDZA	SUI	Morgan Aero 8 GT3	2:03.072	6	10.914	169.45
35	36	F	Nicolas COMAR	FRA	Ferrari 430	2:04.823	9	12.665	167.07

QUALIFICATION MAXIMA 2:25.805

17	C	Martin MATZKE	CZE	Corvette Z06R GT3	5:32.604	2	3:40.446	62.70
----	---	---------------	-----	-------------------	----------	---	----------	-------

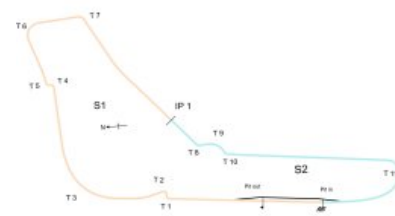
Weather / Track : Bright / Dry

Monza
Circuit Length = 5.7930 km.
Start: 18:45 End: 19:05

Clerk of Course:	Stewards:	Timekeeper:
------------------	-----------	-------------

2007 FIA GT3 European Championship Qualifying 2 - Sector Analysis Report

Lap	S1 Time	S1 Spd	S2 Time	S2 Spd	Lap Time	Pit	Lap	S1 Time	S1 Spd	S2 Time	S2 Spd	Lap Time	Pit
1 FERRIER GBR Porsche 997 GT3 Cup P													
1	12:43.584	172.5	41.892	226.8	13:25.476		5	1:15.999	251.7	40.257	225.4	1:56.256	
2	1:15.845	248.8	51.553		2:07.398	Pit	6	1:15.429	251.7	40.128	226.8	1:55.557	
3	1:36.987	250.5	42.254	227.3	2:19.241		7	1:26.363	186.2	53.934		2:20.297	Pit
4	1:15.422	251.7	40.128	225.9	1:55.550								
2 KEEN GBR Porsche 997 GT3 Cup P													
1	12:36.355	222.6	42.189	225.0	13:18.544		6	1:16.581	234.2	40.862	222.6	1:57.443	
2	1:17.183	198.8	44.127	225.9	2:01.310		7	1:23.877	210.9	50.997		2:14.874	Pit
3	1:16.466	244.3	40.281	225.0	1:56.747		8	3:23.119	244.8	40.658	224.5	4:03.777	
4	1:16.284	223.6	41.451	221.3	1:57.735		9	1:16.392	240.0	41.207	225.0	1:57.599	
5	1:17.144	245.4	40.598	223.1	1:57.742								
3 SNOWDON GBR Porsche 997 GT3 Cup P													
1	13:10.577	236.3	41.781	226.4	13:52.358		6	1:19.192	231.7	41.611	225.0	2:00.803	
2	1:49.444	232.2	41.960	225.4	2:31.404		7	1:17.319	242.6	40.990	225.0	1:58.309	
3	1:17.505	226.4	41.287	225.9	1:58.792		8	1:16.703	224.0	41.330	224.5	1:58.033	
4	1:17.462	235.8	41.015	224.5	1:58.477		9	1:17.579	237.8	42.617	225.0	2:00.196	
5	1:18.609	231.2	41.359	224.0	1:59.968								
5 O'YOUNG CAN Porsche 997 GT3 Cup P													
1	13:10.390	243.7	41.245	223.6	13:51.635		6	2:51.235	246.5	40.924	225.0	3:32.159	
2	1:16.360	248.8	40.180	224.5	1:56.540		7	1:15.674	251.1	40.116	223.6	1:55.790	
3	1:15.994	250.5	40.432	222.2	1:56.426		8	1:33.502	182.1	57.392		2:30.894	Pit
4	1:16.183	246.5	40.110	225.0	1:56.293								
5	1:23.773	223.6	52.334		2:16.107	Pit							
6 O'MAHONY IRL Porsche 997 GT3 Cup P													
1	12:19.194	178.2	46.552	218.1	13:05.746		7	1:16.783	247.7	40.413	222.2	1:57.196	
2	1:19.702	244.3	41.453	221.7	2:01.155		8	1:16.313	246.0	40.509	219.9	1:56.822	
3	1:17.491	247.1	43.491	222.2	2:00.982		9	1:16.205	248.8	42.439	222.2	1:58.644	
4	1:16.893	245.4	40.942	221.3	1:57.835		10	1:41.868	161.6	1:00.698		2:42.566	Pit
5	1:21.308	207.6	43.175	221.3	2:04.483								
6	1:17.975	192.1	42.730	221.7	2:00.705								
7 MORTIMER GBR Dodge Viper Competition Coupe D													
1	11:49.312	223.1	41.712	226.8	12:31.024		4	1:17.918	192.1	45.565	226.4	2:03.483	
2	1:17.109	244.3	39.892	228.3	1:57.001		5	1:15.149	254.1	39.980	210.9	1:55.129	
3	1:16.340	250.0	39.775	227.8	1:56.115								



Circuit Length - 5.793 kilometres
Monza
Monza

Weather / Track : Bright / Dry

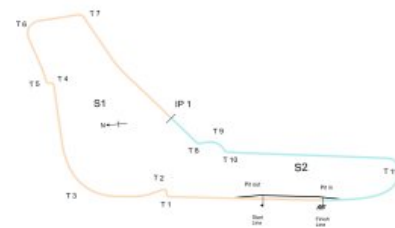
Printed at 19:10, Saturday, 23 June, 2007

© MST Systems Ltd, 2005 (www.mstworld.com)

Page 1

2007 FIA GT3 European Championship Qualifying 2 - Sector Analysis Report

Lap	S1 Time	S1 Spd	S2 Time	S2 Spd	Lap Time	Pit	Lap	S1 Time	S1 Spd	S2 Time	S2 Spd	Lap Time	Pit
8 MORRIS GBR Dodge Viper Competition Coupe D													
1			224.5		12:48.729		6					2:02.950	Pit
2			229.2		1:56.458		7			227.8		2:28.126	
3			228.3		1:54.800		8			228.3		1:53.931	
4			229.2		1:54.823		9			225.9		1:53.649	
5			228.8		1:54.516								
9 DUBRULLE FRA Dodge Viper Competition Coupe D													
1	13:29.682	246.0	41.707	225.0	14:11.389		6	1:15.446	252.3	39.660	224.5	1:55.106	
2	1:17.430	245.4	39.898	226.4	1:57.328		7	1:15.753	251.7	39.703	222.2	1:55.456	
3	1:16.234	251.1	39.044	225.4	1:55.278		8	1:28.755	157.4	59.226		2:27.981	Pit
4	1:15.210	252.3	39.306	224.5	1:54.516								
5	1:15.648	251.1	39.357	224.5	1:55.005								
13 GROBL AUT Lamborghini Gallardo GT3 L													
1			221.3		13:19.312		6			216.4		4:41.102	
2			220.8		2:02.700		7			213.3		1:57.819	
3			221.3		1:59.369		8			222.2		1:57.681	
4			223.1		1:57.951								
5	1:21.217	213.0	51.986		2:13.203	Pit							
14 DANIS CZE Lamborghini Gallardo GT3 L													
1	12:31.012	180.6	45.660	223.1	13:16.672		6	1:17.422	247.1	40.597	224.0	1:58.019	
2	1:19.751	204.5	44.993	221.3	2:04.744		7	1:17.319	247.1	41.062	226.4	1:58.381	
3	1:18.723	241.6	50.478		2:09.201	Pit	8	1:17.425	246.5	40.568	225.0	1:57.993	
4	3:20.819	244.8	42.410	218.1	4:03.229		9	1:16.815	248.2	40.676	224.0	1:57.491	
5	1:22.017	244.3	40.927	220.8	2:02.944								
15 JIRIK CZE Lamborghini Gallardo GT3 L													
1			221.7		13:35.223		6					2:21.941	Pit
2			225.4		1:59.709		7			224.0		4:35.575	
3			225.0		1:56.980		8			223.1		2:01.729	
4			225.9		1:56.643								
5			225.0		1:55.528								
16 LUDWIG GER Corvette Z06R GT3 C													
1	11:34.547	246.0	41.979	233.2	12:16.526		4	1:13.585	256.5	38.573	234.7	1:52.158	
2	1:13.936	257.7	39.679	233.7	1:53.615		5	1:26.901	182.4	58.227		2:25.128	Pit
3	1:17.799	217.3	40.170	234.2	1:57.969								



Circuit Length - 5.793 kilometres
Monza
Monza

Weather / Track : Bright / Dry

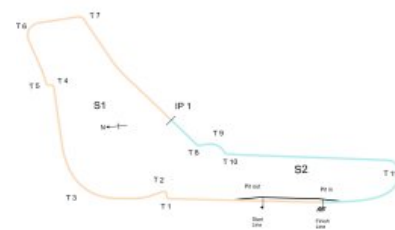
Printed at 19:10, Saturday, 23 June, 2007

© MST Systems Ltd, 2005 (www.mstworld.com)

Page 2

2007 FIA GT3 European Championship Qualifying 2 - Sector Analysis Report

Lap	S1 Time	S1 Spd	S2 Time	S2 Spd	Lap Time	Pit	Lap	S1 Time	S1 Spd	S2 Time	S2 Spd	Lap Time	Pit
17 MATZKE CZE Corvette Z06R GT3 C													
1	23:13.344	85.5	1:33.188		24:46.532	Pit							
2	4:46.578	246.5	46.026	221.3	5:32.604								
18 VON GARTZEN GER Corvette Z06R GT3 C													
1	14:24.123	242.6	40.822	230.7	15:04.945		5	1:13.501	261.5	39.621	234.2	1:53.122	
2	1:16.490	255.9	39.015	235.8	1:55.505		6	1:29.319	171.4	57.224		2:26.543	Pit
3	1:14.127	258.9	39.100	238.4	1:53.227								
4	1:14.027	256.5	38.747	234.2	1:52.774								
19 RUFFIER FRA Corvette Z06R GT3 C													
1	14:34.713	180.6	46.813	205.7	15:21.526		6	1:14.138	253.5	38.820	232.7	1:52.958	
2	1:33.650	169.0	41.027	233.2	2:14.677		7	1:18.604	248.8	40.296	231.2	1:58.900	
3	1:21.266	184.6	41.814	232.7	2:03.080		8	1:14.273	254.1	38.939	231.7	1:53.212	
4	1:14.774	256.5	39.451	231.2	1:54.225		9	1:29.439	171.1	56.034		2:25.473	Pit
5	1:14.635	251.1	40.238	232.2	1:54.873								
22 ZENERE ITA Aston Martin DBRS9 AM													
1	12:18.171	169.0	49.830	213.0	13:08.001		6	1:30.312	203.3	54.065		2:24.377	Pit
2	1:24.683	233.2	41.692	223.1	2:06.375		7	2:07.146	241.6	41.589	222.6	2:48.735	
3	1:18.083	236.3	41.904	222.6	1:59.987		8	1:18.230	242.6	41.166	222.2	1:59.396	
4	1:18.386	237.8	41.779	219.9	2:00.165		9	1:18.092	242.6	41.341	223.1	1:59.433	
5	1:18.669	244.8	42.335	214.7	2:01.004								
23 FRASSINETTI ITA Aston Martin DBRS9 AM													
1	12:00.338	241.0	41.259	223.1	12:41.597		6	3:44.894	152.5	40.910	224.0	4:25.804	
2	1:15.716	244.3	40.151	218.6	1:55.867		7	1:15.113	244.3	39.292	225.4	1:54.405	
3	1:21.956	242.1	43.686	223.6	2:05.642		8	1:15.201	243.7	39.086	223.6	1:54.287	
4	1:15.308	244.8	39.211	226.8	1:54.519		9	1:21.426	181.2	1:03.426		2:24.852	Pit
5	1:14.671	246.0	47.658		2:02.329	Pit							
25 RODRIGUES FRA Aston Martin DBRS9 AM													
1			224.5		12:19.145		7			223.6		1:57.062	
2			224.0		1:56.770		8			223.1		1:57.952	
3			223.6		2:00.680		9			223.1		1:58.478	
4			222.6		1:55.860		10			224.0		1:55.526	
5			223.1		2:02.148		11					2:29.083	Pit
6			224.0		1:55.231								



Circuit Length - 5.793 kilometres
Monza
Monza

Weather / Track : Bright / Dry

Printed at 19:10, Saturday, 23 June, 2007

© MST Systems Ltd, 2005 (www.mstworld.com)

Page 3

2007 FIA GT3 European Championship Qualifying 2 - Sector Analysis Report

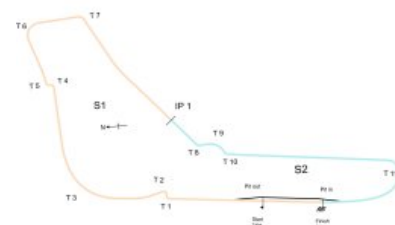
Lap	S1 Time	S1 Spd	S2 Time	S2 Spd	Lap Time	Pit	Lap	S1 Time	S1 Spd	S2 Time	S2 Spd	Lap Time	Pit
26 MAKOWIECKI FRA Aston Martin DBRS9 AM													
1	14:57.792	220.4	42.257	222.6	15:40.049		6	1:15.878	246.0	40.587	223.6	1:56.465	
2	1:20.261	241.6	39.805	223.6	2:00.066		7	1:15.480	245.4	39.758	220.4	1:55.238	
3	1:15.868	246.5	41.722	224.0	1:57.590		8	1:29.912	175.0	42.269	224.0	2:12.181	
4	1:15.177	247.7	39.510	224.0	1:54.687		9	1:15.122	246.5	39.225	224.0	1:54.347	
5	1:29.391	162.8	42.692	223.1	2:12.083								
27 COEKELBERGS BEL Aston Martin DBRS9 AM													
1	12:30.558	211.7	41.597	221.3	13:12.155		7	1:17.374	240.0	40.121	222.2	1:57.495	
2	1:20.969	230.2	41.429	224.5	2:02.398		8	1:17.128	241.6	39.928	222.2	1:57.056	
3	1:18.575	236.3	43.125	198.8	2:01.700		9	1:16.764	242.6	40.049	222.6	1:56.813	
4	1:21.942	232.7	40.184	222.6	2:02.126		10	1:22.964	197.0	58.089		2:21.053	Pit
5	1:17.593	242.6	40.226	221.3	1:57.819								
6	1:17.716	241.0	40.174	221.7	1:57.890								
28 THOMPSON GBR Ascari KZ1R GT3 AS													
1	13:00.080	231.2	44.829	225.4	13:44.909		7	1:15.192	255.9	38.886	225.9	1:54.078	
2	1:16.009	252.3	40.097	226.8	1:56.106		8	1:21.187	228.3	40.095	226.4	2:01.282	
3	1:16.219	254.7	39.473	227.8	1:55.692		9	1:14.658	255.9	39.427	224.0	1:54.085	
4	1:15.523	255.3	39.067	226.4	1:54.590		10	1:15.143	254.1	38.912	226.8	1:54.055	
5	1:16.836	255.3	40.830	227.3	1:57.666								
6	1:17.002	244.8	40.629	227.3	1:57.631								
30 STANTON GBR Ascari KZ1R GT3 AS													
1	12:23.650	175.8	48.767	210.9	13:12.417		7	1:17.995	238.4	41.171	223.1	1:59.166	
2	1:23.004	202.2	47.404	215.1	2:10.408		8	1:19.714	223.6	41.703	222.2	2:01.417	
3	1:22.846	213.0	42.991	222.2	2:05.837		9	1:19.351	242.1	41.077	223.1	2:00.428	
4	1:19.136	231.7	41.748	222.6	2:00.884		10	1:17.492	244.3	40.600	223.1	1:58.092	
5	1:19.579	238.4	41.569	222.2	2:01.148								
6	1:19.026	217.7	42.411	221.3	2:01.437								
31 ZWART GBR Ascari KZ1R GT3 AS													
1	17:48.362	242.6	40.613	226.8	18:28.975		5	1:15.279	250.0	40.067	224.0	1:55.346	
2	1:16.241	249.4	39.660	225.9	1:55.901		6	1:16.718	245.4	48.780		2:05.498	Pit
3	1:17.514	250.5	40.775	227.3	1:58.289								
4	1:15.675	248.8	39.301	226.4	1:54.976								



Weather / Track : Bright / Dry

Printed at 19:10, Saturday, 23 June, 2007

© MST Systems Ltd, 2005 (www.mstworld.com)



Circuit Length - 5.793 kilometres

Monza

Monza

Page 4

2007 FIA GT3 European Championship Qualifying 2 - Sector Analysis Report

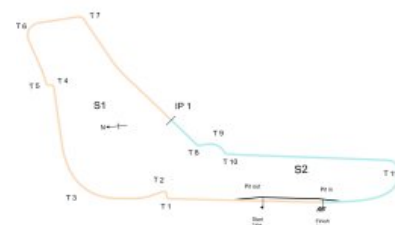
Lap	S1 Time	S1 Spd	S2 Time	S2 Spd	Lap Time	Pit	Lap	S1 Time	S1 Spd	S2 Time	S2 Spd	Lap Time	Pit
32 GREENHALGH GBR Ascari KZ1R GT3 AS													
1	11:48.115	219.9	42.571	225.4	12:30.686		7	1:15.583	248.8	39.693	227.8	1:55.276	
2	1:18.893	233.7	40.659	228.3	1:59.552		8	1:19.183	201.1	46.823	227.8	2:06.006	
3	1:18.264	246.5	40.225	227.8	1:58.489		9	1:16.812	247.1	40.063	227.3	1:56.875	
4	1:16.159	247.1	39.827	227.8	1:55.986		10	1:15.574	250.5	39.591	228.3	1:55.165	
5	1:15.962	243.7	40.248	225.9	1:56.210								
6	1:15.865	250.5	39.724	228.3	1:55.589								
34 DAOUDI FRA Ferrari 430 F													
1	12:02.251	244.8	40.545	225.0	12:42.796		7	1:14.916	250.0	39.843	223.6	1:54.759	
2	1:15.652	247.7	39.634	225.9	1:55.286		8	1:15.195	248.8	39.512	226.4	1:54.707	
3	1:16.201	250.0	40.003	227.3	1:56.204		9	1:34.684	155.6	42.035	227.8	2:16.719	
4	1:16.397	203.3	42.975	226.4	1:59.372		10	1:14.946	247.7	39.529	225.0	1:54.475	
5	1:22.841	141.7	48.287	225.4	2:11.128								
6	1:15.075	250.0	40.445	226.4	1:55.520								
35 GREASLEY GBR Ferrari 430 F													
1	12:24.522	207.2	46.165	218.6	13:10.687		7	1:18.288	245.4	41.319	221.3	1:59.607	
2	1:24.493	179.4	48.181	221.3	2:12.674		8	1:17.924	244.3	41.292	222.6	1:59.216	
3	1:24.078	245.4	42.667	220.8	2:06.745		9	1:19.391	245.4	41.701	222.6	2:01.092	
4	1:20.223	246.5	41.865	220.8	2:02.088		10	1:18.040	244.8	41.328	219.9	1:59.368	
5	1:18.719	245.4	42.421	219.9	2:01.140								
6	1:21.966	244.3	42.095	220.8	2:04.061								
36 COMAR FRA Ferrari 430 F													
1			210.1		13:20.776		6	1:22.784	219.5	44.784	220.8	2:07.568	
2	1:29.183	213.8	46.649	216.8	2:15.832		7	1:20.867	238.4	43.956	219.5	2:04.823	
3	1:24.364	219.0	44.720	220.4	2:09.084		8	1:22.148	212.1	44.490	220.8	2:06.638	
4	1:22.505	217.3	44.731	218.1	2:07.236		9	1:24.697	233.7	44.270	219.5	2:08.967	
5	1:22.709	218.6	45.288	215.5	2:07.997								
37 KREMER GER Ferrari 430 F													
1	11:50.577	211.7	44.840	224.5	12:35.417		6	1:17.693	248.8	43.623	210.9	2:01.316	
2	1:18.597	246.5	41.480	227.8	2:00.077		7	1:19.986	212.1	42.725	225.9	2:02.711	
3	1:16.659	252.3	41.149	227.8	1:57.808		8	1:16.904	251.1	41.376	226.4	1:58.280	
4	1:17.977	184.3	52.814		2:10.791	Pit	9	1:21.481	250.5	51.929		2:13.410	Pit
5	3:08.965	247.7	42.111	225.9	3:51.076								



Weather / Track : Bright / Dry

Printed at 19:10, Saturday, 23 June, 2007

© MST Systems Ltd, 2005 (www.mstworld.com)



Circuit Length - 5.793 kilometres

Monza

Monza

2007 FIA GT3 European Championship Qualifying 2 - Sector Analysis Report

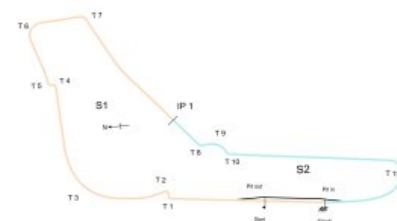
Lap	S1 Time	S1 Spd	S2 Time	S2 Spd	Lap Time	Pit	Lap	S1 Time	S1 Spd	S2 Time	S2 Spd	Lap Time	Pit
38 MOSER SUI Ferrari 430 F													
1	11:36.593	223.6	42.018	224.0	12:18.611		6	3:17.511	248.2	40.700	224.5	3:58.211	
2	1:15.229	250.0	39.551	226.4	1:54.780		7	1:14.408	252.9	39.113	226.8	1:53.521	
3	1:16.025	251.7	39.731	229.2	1:55.756		8	1:14.423	252.3	39.249	227.8	1:53.672	
4	1:14.096	251.7	39.042	228.8	1:53.138								
5	1:15.445	251.1	48.021		2:03.466	Pit							
39 HYMAN GBR Ferrari 430 F													
1	11:51.842	215.1	44.225	222.6	12:36.067		7	1:15.820	250.5	39.893	224.0	1:55.713	
2	1:19.104	248.8	42.124	221.3	2:01.228		8	1:16.602	251.1	40.311	224.0	1:56.913	
3	1:16.654	251.7	40.095	226.4	1:56.749		9	1:15.647	251.1	41.529	222.2	1:57.176	
4	1:17.874	202.6	43.851	223.6	2:01.725		10	2:04.077	251.7	59.379		3:03.456	Pit
5	1:16.182	251.7	40.024	226.4	1:56.206								
6	1:18.088	250.0	40.307	224.5	1:58.395								
40 JEANNETTE USA Ford Mustang FR500 GT FMS													
1	12:26.535	202.6	45.236	219.5	13:11.771		6	1:17.949	246.5	40.499	221.3	1:58.448	
2	1:21.997	228.8	41.465	224.0	2:03.462		7				221.7	1:58.276	
3	1:20.160	243.2	41.006	224.0	2:01.166		8	1:17.867	246.5	40.711	222.2	1:58.578	
4	1:18.927	226.4	50.790		2:09.717	Pit							
5	4:41.991	227.3	41.433	220.8	5:23.424								
43 MUTSCH GER Ford GT FGT													
1	14:28.188	165.8	47.450	220.4	15:15.638		6	1:14.772	252.9	39.052	226.8	1:53.824	
2	1:27.987	183.3	40.641	228.3	2:08.628		7	1:24.930	165.1	54.222	229.7	2:19.152	
3	1:16.296	252.3	39.181	229.2	1:55.477		8	1:26.699	178.2	42.102	227.8	2:08.801	
4	1:15.244	251.7	39.560	225.4	1:54.804		9	1:14.488	250.5	39.343	227.8	1:53.831	
5	1:27.049	181.8	43.454	228.3	2:10.503								
44 CAMPENHOUDT BEL Ford GT FGT													
1	12:36.661	185.8	44.586	225.0	13:21.247		6	1:24.129	176.4	53.999		2:18.128	Pit
2	1:23.182	145.1	42.356	227.3	2:05.538		7	2:35.549	246.0	39.866	226.8	3:15.415	
3	1:21.570	244.8	41.341	219.9	2:02.911		8	1:16.997	226.4	40.687	224.0	1:57.684	
4	1:19.576	241.0	40.740	226.4	2:00.316		9	1:16.113	247.1	39.786	224.5	1:55.899	
5	1:15.749	248.2	39.642	224.5	1:55.391								



Weather / Track : Bright / Dry

Printed at 19:10, Saturday, 23 June, 2007

© MST Systems Ltd, 2005 (www.mstworld.com)



Circuit Length - 5.793 kilometres

Monza

Monza

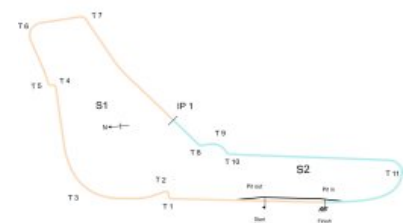
2007 FIA GT3 European Championship Qualifying 2 - Sector Analysis Report

Lap	S1 Time	S1 Spd	S2 Time	S2 Spd	Lap Time	Pit	Lap	S1 Time	S1 Spd	S2 Time	S2 Spd	Lap Time	Pit
49 LAFITTE FRA Morgan Aero 8 GT3 M													
1			211.3		16:36.456		6			215.5		1:59.360	
2			218.6		2:00.983		7			214.2		2:00.453	
3			216.0		1:58.556		8			215.1		1:59.910	
4			214.2		1:59.693								
5			215.1		1:59.816								
50 STURDZA SUI Morgan Aero 8 GT3 M													
1					17:27.968	Pit	5			216.0		2:03.072	
2			210.5		5:16.125		6			216.4		2:04.428	
3			209.7		2:08.885								
4			215.5		2:04.782								
51 SCHEIER FRA Morgan Aero 8 M													
1			220.8		16:56.386		4			224.5		1:55.727	
2			222.2		1:56.969		5					2:14.990	Pit
3			222.2		1:55.751								



Weather / Track : Bright / Dry

Printed at 19:10, Saturday, 23 June, 2007
© MST Systems Ltd, 2005 (www.mstworld.com)



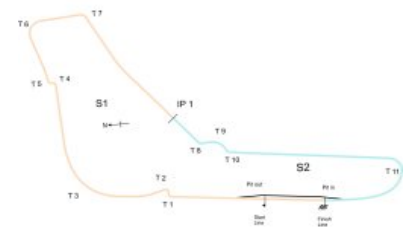
Circuit Length - 5.793 kilometres
Monza
Monza

2007 FIA GT3 European Championship Qualifying 2 - Best Sector Speeds Report

SECTOR 1					SECTOR 2			
POS	NO	NAME	SPEED	LAP	NO	NAME	SPEED	LAP
1	18	VON GARTZE	261.5	5	18	VON GARTZE	238.4	3
2	16	LUDWIG	257.7	2	16	LUDWIG	234.7	4
3	19	RUFFIER	256.5	4	19	RUFFIER	233.2	2
4	28	THOMPSON	255.9	7	43	MUTSCH	229.7	7
5	7	MORTIMER	254.1	5	8	MORRIS	229.2	2
6	38	MOSER	252.9	7	38	MOSER	229.2	3
7	43	MUTSCH	252.9	6	7	MORTIMER	228.3	2
8	9	DUBRULLE	252.3	4	32	GREENHALGH	228.3	2
9	37	KREMER	252.3	3	28	THOMPSON	227.8	3
10	1	FERRIER	251.7	4	34	DAOUDI	227.8	9
11	39	HYMAN	251.7	3	37	KREMER	227.8	2
12	5	O'YOUNG	251.1	7	1	FERRIER	227.3	3
13	31	ZWART	250.5	3	31	ZWART	227.3	3
14	32	GREENHALGH	250.5	6	44	CAMPENHOU	227.3	2
15	34	DAOUDI	250.0	3	23	FRASSINETTI	226.8	4
16	6	O'MAHONY	248.8	9	3	SNOWDON	226.4	1
17	14	DANIS	248.2	9	9	DUBRULLE	226.4	2
18	44	CAMPENHOU	248.2	5	14	DANIS	226.4	7
19	26	MAKOWIECKI	247.7	4	39	HYMAN	226.4	3
20	17	MATZKE	246.5	2	2	KEEN	225.9	2
21	35	GREASLEY	246.5	4	15	JIRIK	225.9	4
22	40	JEANNETTE	246.5	6	5	O'YOUNG	225.0	4
23	23	FRASSINETTI	246.0	5	25	RODRIGUES	224.5	1
24	2	KEEN	245.4	5	27	COEKELBERG	224.5	2
25	22	ZENERE	244.8	5	51	SCHEIER	224.5	4
26	30	STANTON	244.3	10	26	MAKOWIECKI	224.0	3
27	3	SNOWDON	242.6	7	40	JEANNETTE	224.0	2
28	27	COEKELBERG	242.6	5	13	GROBL	223.1	4
29	36	COMAR	238.4	7	22	ZENERE	223.1	2
30	13	GROBL	213.0	5	30	STANTON	223.1	7
31					35	GREASLEY	222.6	8
32					6	O'MAHONY	222.2	3
33					17	MATZKE	221.3	2
34					36	COMAR	220.8	6
35					49	LAFITTE	218.6	2
36					50	STURDZA	216.4	6



Weather / Track : Bright / Dry



Circuit Length - 5.793 kilometres
Monza
Monza


2007 FIA GT3 European Championship Qualifying 2 - Best Sector Times Report

SECTOR 1					SECTOR 2			IDEAL/BEST LAP COMPARISON					
POS	NO	TIME	LAP		NO	TIME	LAP	NO	NAME	IDEAL	BEST	LAP	DIFF
1	18	1:13.501	5		16	38.573	4	16	LUDWIG	1:52.158	1:52.158	4	+ 0.000
2	16	1:13.585	4		18	38.747	4	18	VON GARTZ	1:52.248	1:52.774	4	+ 0.526
3	38	1:14.096	4		19	38.820	6	19	RUFFIER	1:52.958	1:52.958	6	+ 0.000
4	19	1:14.138	6		28	38.886	7	38	MOSER	1:53.138	1:53.138	4	+ 0.000
5	43	1:14.488	9		38	39.042	4	43	MUTSCH	1:53.540	1:53.824	6	+ 0.284
6	28	1:14.658	9		9	39.044	3	28	THOMPSON	1:53.544	1:54.055	10	+ 0.511
7	23	1:14.671	5		43	39.052	6	23	FRASSINETT	1:53.757	1:54.287	8	+ 0.530
8	34	1:14.916	7		23	39.086	8	9	DUBRULLE	1:54.254	1:54.516	4	+ 0.262
9	26	1:15.122	9		26	39.225	9	26	MAKOWIEC	1:54.347	1:54.347	9	+ 0.000
10	7	1:15.149	5		31	39.301	4	34	DAOUDI	1:54.428	1:54.475	10	+ 0.047
11	9	1:15.210	4		34	39.512	8	31	ZWART	1:54.580	1:54.976	4	+ 0.396
12	31	1:15.279	5		32	39.591	10	7	MORTIMER	1:54.924	1:55.129	5	+ 0.205
13	1	1:15.422	4		44	39.642	5	32	GREENHALG	1:55.165	1:55.165	10	+ 0.000
14	32	1:15.574	10		7	39.775	3	44	CAMPENHO	1:55.391	1:55.391	5	+ 0.000
15	39	1:15.647	9		39	39.893	7	39	HYMAN	1:55.540	1:55.713	7	+ 0.173
16	5	1:15.674	7		27	39.928	8	1	FERRIER	1:55.550	1:55.550	4	+ 0.000
17	44	1:15.749	5		5	40.110	4	5	O'YOUNG	1:55.784	1:55.790	7	+ 0.006
18	6	1:16.205	9		1	40.128	4	2	KEEN	1:56.565	1:56.747	3	+ 0.182
19	2	1:16.284	4		2	40.281	3	6	O'MAHONY	1:56.618	1:56.822	8	+ 0.204
20	37	1:16.659	3		6	40.413	7	27	COEKELBER	1:56.692	1:56.813	9	+ 0.121
21	3	1:16.703	8		40	40.499	6	14	DANIS	1:57.383	1:57.491	9	+ 0.108
22	27	1:16.764	9		14	40.568	8	3	SNOWDON	1:57.693	1:58.033	8	+ 0.340
23	14	1:16.815	9		30	40.600	10	37	KREMER	1:57.808	1:57.808	3	+ 0.000
24	30	1:17.492	10		3	40.990	7	30	STANTON	1:58.092	1:58.092	10	+ 0.000
25	40	1:17.867	8		37	41.149	3	40	JEANNETTE	1:58.366	1:58.276	7	+ 0.090
26	35	1:17.924	8		22	41.166	8	35	GREASLEY	1:59.216	1:59.216	8	+ 0.000
27	22	1:18.083	3		35	41.292	8	22	ZENERE	1:59.249	1:59.396	8	+ 0.147
28	36	1:20.867	7		36	43.956	7	36	COMAR	2:04.823	2:04.823	7	+ 0.000
29	13	1:21.217	5		17	46.026	2	13	GROBL	2:13.203	1:57.681	8	+ 15.52
30	17	4:46.578	2		13	51.986	5	17	MATZKE	5:32.604	5:32.604	2	+ 0.000

'Perfect Lap' - 1:52.074



Weather / Track : Bright / Dry



Circuit Length - 5.793 kilometres
Monza
Monza

Printed at 19:09, Saturday, 23 June, 2007

© MST Systems Ltd, 2005 (www.mstworld.com)

Page 1

2007 FIA GT3 European Championship GRID - RACE 1 - AMENDED

ROW
19
ROW
18
ROW
17
ROW
16
ROW
15
ROW
14
ROW
13
ROW
12
ROW
11
ROW
10
ROW
9
ROW
8
ROW
7
ROW
6
ROW
5
ROW
4
ROW
3
ROW
2
ROW
1

50	Laffite/Sturdza	17	Skula/Matzke
19	Peyrolles/Ruffier	49	O'Neill/Lafitte
40	Doncker/Jeanette	3	Spooner/Snowdon
43	Bartek/Mutsch	24	Seiler/Sardelli
26	Lagniez/Makowiecki	35	Walker/Greasley
13	Knauss/Grobl	28	Rich/Thompson
9	Cabannes/Dubrulle	51	J-F Le Roch/Scheier
6	Paillard/O'Mahony	2	Lang/Keen
16	Berberich-Martini/Ludwig	25	Rodrigues/Rodrigues
7	Duqueine/Mortimer	14	Kuzminykh/Danis
34	Khan/Daoudi	37	Ioannidis/Kremer
36	Rambeaud/Comar	22	Maggi/Zenere
30	Forsten/Stanton	1	Quaife/Ferrier
27	Marchal/Coekelbergs	32	Gibson/Greenhalgh
44	Bera/Campenhoudt	39	Warren/Hyman
31	Zwart/Zwart	5	Williams/O'Young
23	Alessi/Frassinetti	8	Ellis/Morris
15	Janis/Jirik	38	Vannelet/Moser
		18	Pirri/Von Gartzen

POLE

Car 17 added to back of grid
First driver shown is the starting driver

Monza
Circuit Length = 5.7930 km.

Race Director:	Stewards:	Timekeeper:
----------------	-----------	-------------

2007 FIA GT3 European Championship

RACE CLASSIFICATION - RACE 1

POS	NO	CL	NAME	ENTRY	TIME	LAPS	GAP	KPH	BEST
1	18	C	Pirri/Von Gartzzen	Corvette Z06R GT3	1:01:23.658	31		175.20	1:53.241
2	8	D	Ellis/Morris	Dodge Viper Competition Coupe	1:01:28.060	31	4.402	174.99	1:54.117
3	23	AM	Alessi/Frassinetti	Aston Martin DBRS9	1:01:37.850	31	14.192	174.53	1:55.219
4	19	C	Peyrolles/Ruffier	Corvette Z06R GT3	1:01:58.221	31	34.563	173.57	1:53.122
5	5	P	Williams/O'Young	Porsche 997 GT3 Cup	1:01:58.593	31	34.935	173.55	1:56.113
6	28	AS	Rich/Thompson	Ascari KZ1R GT3	1:02:09.631	31	45.973	173.04	1:55.040
7	1	P	Quaife/Ferrier	Porsche 997 GT3 Cup	1:02:18.795	31	55.137	172.61	1:56.722
8	26	AM	Lagniez/Makowiecki	Aston Martin DBRS9	1:02:38.550	31	1:14.892	171.71	1:55.060
9	24	AM	Seiler/Sardelli	Aston Martin DBRS9	1:02:47.412	31	1:23.754	171.30	1:56.068
10	32	AS	Gibson/Greenhalgh	Ascari KZ1R GT3	1:02:51.614	31	1:27.956	171.11	1:56.039
11	7	D	Duqueine/Mortimer	Dodge Viper Competition Coupe	1:03:07.888	31	1:44.230	170.38	1:56.312
12	6	P	Paillard/O'Mahony	Porsche 997 GT3 Cup	1:03:09.022	31	1:45.364	170.33	1:57.089
13	2	P	Lang/Keen	Porsche 997 GT3 Cup	1:01:11.474	30	1 LAP	170.10	1:56.629
14	37	F	Ioannidis/Kremer	Ferrari 430	1:01:39.221	30	1 LAP	168.82	1:57.868
15	43	FGT	Bartek/Mutsch	Ford GT	1:01:39.490	30	1 LAP	168.81	1:54.586
16	38	F	Vannelet/Moser	Ferrari 430	1:01:40.173	30	1 LAP	168.78	1:53.685
17	40	FMS	Doncker/Jeanette	Ford Mustang FR500 GT	1:01:42.367	30	1 LAP	168.68	1:57.847
18	22	AM	Maggi/Zenere	Aston Martin DBRS9	1:01:56.368	30	1 LAP	168.04	1:56.253
19	31	AS	Zwart/Zwart	Ascari KZ1R GT3	1:02:01.851	30	1 LAP	167.80	1:55.894
20	35	F	Walker/Greasley	Ferrari 430	1:02:47.610	30	1 LAP	165.76	1:58.307
21	16	C	Berberich-Martini/Ludwig	Corvette Z06R GT3	1:03:06.584	30	1 LAP	164.93	1:53.895
22	36	F	Rambeaud/Comar	Ferrari 430	1:03:21.705	30	1 LAP	164.27	1:56.795
23	9	D	Cabannes/Dubrule	Dodge Viper Competition Coupe	59:11.561	29	2 LAPS	169.97	1:55.458
24	49	M	O'Neill/Laffite	Morgan Aero 8 GT3	1:02:15.616	29	2 LAPS	161.60	2:00.689
25	50	M	Laffite/Sturdza	Morgan Aero 8 GT3	1:02:47.692	29	2 LAPS	160.22	1:59.968
26	15	L	Janis/Jirik	Lamborghini Gallardo GT3	56:22.033	28	3 LAPS	172.32	1:55.341
27	13	L	Knauss/Grobl	Lamborghini Gallardo GT3	58:16.821	28	3 LAPS	166.67	1:57.682
28	14	L	Kuzminykh/Danis	Lamborghini Gallardo GT3	56:25.373	27	4 LAPS	165.99	1:56.698
29	21	C	Lacriox-Wasover/Charriol	Corvette Z06R GT3	1:01:37.525	23	8 LAPS	129.42	1:57.046
30	17	C	Skula/Matzke	Corvette Z06R GT3	47:06.910	22	9 LAPS	161.90	1:57.070

NOT CLASSIFIED

3	P	Spooner/Snowdon	Porsche 997 GT3 Cup	40:05.496	19	D.N.F.	164.26	1:59.278
27	AM	Marchal/Coekelbergs	Aston Martin DBRS9	33:24.436	17	D.N.F.	176.31	1:55.895
25	AM	Rodrigues/Rodrigues	Aston Martin DBRS9	35:17.267	17	D.N.F.	166.92	1:56.609
44	FGT	Bera/Campenhoudt	Ford GT	38:26.900	15	D.N.F.	135.12	1:54.918
30	AS	Forsten/Stanton	Ascari KZ1R GT3	28:38.657	14	D.N.F.	169.23	1:57.502
39	F	Warren/Hyman	Ferrari 430	1:01:26.562	6	N.C.F.	33.64	2:06.571
34	F	Khan/Daoudi	Ferrari 430	15:32.930	5	D.N.F.	110.57	2:00.828
51	M	J-F Le Roch/Scheier	Morgan Aero 8		0	D.N.F.	N/A	

FASTEST LAP

19	C	Peyrolles/Ruffier	Corvette Z06R GT3	1:53.122	23	184.35kph	114.55mph
38	F	Vannelet/Moser	Ferrari 430	1:53.685	25	183.44kph	113.98mph
8	D	Ellis/Morris	Dodge Viper Competition Coupe	1:54.117	24	182.74kph	113.55mph
43	FGT	Bartek/Mutsch	Ford GT	1:54.586	28	182.00kph	113.09mph
28	AS	Rich/Thompson	Ascari KZ1R GT3	1:55.040	14	181.28kph	112.64mph
26	AM	Lagniez/Makowiecki	Aston Martin DBRS9	1:55.060	26	181.25kph	112.62mph
15	L	Janis/Jirik	Lamborghini Gallardo GT3	1:55.341	10	180.81kph	112.35mph
5	P	Williams/O'Young	Porsche 997 GT3 Cup	1:56.113	6	179.60kph	111.60mph
40	FMS	Doncker/Jeanette	Ford Mustang FR500 GT	1:57.847	25	176.96kph	109.96mph
50	M	Laffite/Sturdza	Morgan Aero 8 GT3	1:59.968	25	173.83kph	108.01mph

Start: 11:03 End: 12:04

Clerk of Course:	Stewards:	Timekeeper:
------------------	-----------	-------------

2007 FIA GT3 European Championship

Race 1 - Sector Analysis Report

Lap S1 Time S1 Spd S2 Time S2 Spd Lap Time Pit Lap S1 Time S1 Spd S2 Time S2 Spd Lap Time Pit

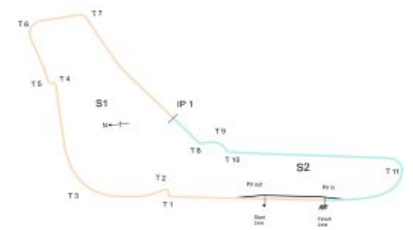
1 TECH9 MOTORSPORT				GBR Porsche 997 GT3 Cup				P				
1	1:26.468	238.4		43.334	226.8	2:09.802	17	1:16.510	254.1	40.572	225.4	1:57.082
2	1:17.445	246.5		41.073	226.4	1:58.518	18	1:16.852	253.5	41.000	226.4	1:57.852
3	1:17.016	251.1		41.091	226.8	1:58.107	19	1:16.078	252.9	40.797	227.3	1:56.875
4	1:16.578	252.9		40.645	226.8	1:57.223	20	1:16.015	254.1	40.717	226.8	1:56.732
5	1:17.078	250.0		41.081	226.4	1:58.159	21	1:16.879	254.1	41.019	226.8	1:57.898
6	1:17.902	244.3		41.293	225.4	1:59.195	22	1:17.171	244.3	40.623	227.3	1:57.794
7	1:16.850	247.7		40.952	225.4	1:57.802	23	1:16.037	251.1	40.765	225.9	1:56.802
8	1:16.989	251.1		41.052	224.5	1:58.041	24	1:15.916	253.5	40.854	227.8	1:56.770
9	1:16.763	250.5		41.005	225.9	1:57.768	25	1:16.065	254.1	40.828	224.0	1:56.893
10	1:16.880	232.7		41.584	225.0	1:58.464	26	1:17.844	250.5	40.858	225.9	1:58.702
11	1:16.972	242.6		41.181	225.4	1:58.153	27	1:16.100	253.5	40.719	225.9	1:56.819
12	1:18.627	232.7		48.040		2:06.667 Pit	28	1:15.865	251.7	40.857	227.3	1:56.722
13	2:27.455	252.9		40.604	226.8	3:08.059	29	1:18.033	250.5	40.686	226.4	1:58.719
14	1:16.293	254.1		40.731	225.9	1:57.024	30	1:16.572	245.4	40.855	226.4	1:57.427
15	1:16.595	252.9		41.532	218.1	1:58.127	31	1:16.245	251.7	40.650	228.3	1:56.895
16	1:16.657	248.2		41.047	225.0	1:57.704						

2 TECH9 MOTORSPORT				GBR Porsche 997 GT3 Cup				P				
1	1:30.079	224.0		41.813	226.8	2:11.892	17	1:16.770	251.7	41.155	224.0	1:57.925
2	1:20.264	238.4		41.527	225.9	2:01.791	18	1:17.058	250.5	41.778	224.5	1:58.836
3	1:18.373	237.3		41.931	226.4	2:00.304	19	1:16.536	252.3	40.805	224.5	1:57.341
4	1:18.210	235.8		43.631	204.9	2:01.841	20	1:16.848	252.9	41.688	222.6	1:58.536
5	1:20.071	246.5		41.580	224.0	2:01.651	21	1:17.197	251.7	40.781	225.0	1:57.978
6	1:18.076	246.0		41.477	223.6	1:59.553	22	1:16.831	253.5	40.611	224.0	1:57.442
7	1:18.808	236.8		42.163	222.2	2:00.971	23	1:16.022	253.5	40.607	224.5	1:56.629
8	1:18.956	232.2		41.680	223.1	2:00.636	24	1:16.206	253.5	40.484	224.5	1:56.690
9	1:21.336	238.9		41.510	223.1	2:02.846	25	1:16.832	252.3	40.608	224.0	1:57.440
10	1:18.035	248.8		41.483	224.0	1:59.518	26	1:16.134	253.5	40.609	225.4	1:56.743
11	1:19.024	248.2		41.401	225.0	2:00.425	27	1:17.192	251.7	40.720	223.6	1:57.912
12	1:17.892	248.2		41.809	224.0	1:59.701	28	1:16.355	251.1	40.689	223.6	1:57.044
13	1:18.201	242.6		48.504		2:06.705 Pit	29	1:17.131	252.9	40.473	225.0	1:57.604
14	2:40.777	243.7		40.972	223.6	3:21.749	30	1:16.244	253.5	40.669	224.0	1:56.913
15	1:17.472	247.7		41.255	222.2	1:58.727						
16	1:17.378	250.5		40.753	224.0	1:58.131						



Weather / Track : Sun / Dry

Printed at 12:09, Sunday, 24 June, 2007
© MST Systems Ltd, 2005 (www.mstworld.com)



Circuit Length - 5.793 kilometres
Monza
Monza

2007 FIA GT3 European Championship

Race 1 - Sector Analysis Report

Lap S1 Time S1 Spd S2 Time S2 Spd Lap Time Pit Lap S1 Time S1 Spd S2 Time S2 Spd Lap Time Pit

3 TECH9 MOTORSPORT				GBR Porsche 997 GT3 Cup				P				
1	1:39.922	234.7		44.041	225.0	2:23.963	11	1:20.143	253.5	41.471	225.0	2:01.614
2	1:19.874	224.0		43.872	225.4	2:03.746	12	1:18.003	236.3	42.695	225.4	2:00.698
3	1:19.241	252.3		41.877	225.0	2:01.118	13	1:17.549	251.1	41.729	223.1	1:59.278
4	1:18.225	247.1		41.876	225.9	2:00.101	14	1:19.553	243.2	49.530		2:09.083 Pit
5	1:20.493	243.2		42.273	224.5	2:02.766	15	2:34.508	239.4	44.150	213.4	3:18.658
6	1:18.020	244.3		41.706	224.5	1:59.726	16	1:18.225	244.8	42.092	224.5	2:00.317
7	1:18.678	247.1		42.045	225.4	2:00.723	17	1:17.384	243.7	42.006	224.0	1:59.390
8	1:19.377	247.1		42.073	224.0	2:01.450	18	1:18.930	243.7	42.380	222.2	2:01.310
9	1:18.525	244.3		41.835	225.0	2:00.360	19	1:17.651	236.8	42.654	225.4	2:00.305
10	1:18.379	250.5		42.511	224.0	2:00.890						

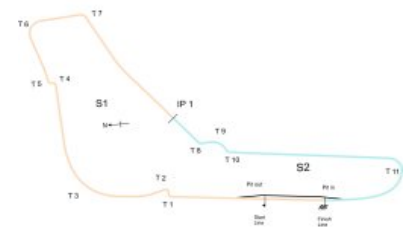
5 TRACKSPEED RACING				GBR Porsche 997 GT3 Cup				P				
1	1:23.480	250.5		41.003	223.6	2:04.483	17	1:16.877	251.1	40.865	224.0	1:57.742
2	1:17.392	251.1		40.664	225.4	1:58.056	18	1:16.485	252.3	40.522	224.5	1:57.007
3	1:16.827	251.1		40.316	225.4	1:57.143	19	1:16.350	252.3	40.849	225.0	1:57.199
4	1:16.393	252.9		40.469	225.9	1:56.862	20	1:16.791	252.3	40.441	225.0	1:57.232
5	1:16.066	252.3		40.458	225.4	1:56.524	21	1:16.778	250.5	41.033	224.5	1:57.811
6	1:15.958	254.1		40.155	225.4	1:56.113	22	1:16.959	252.9	41.006	225.9	1:57.965
7	1:16.681	252.9		40.336	225.0	1:57.017	23	1:17.138	251.1	40.427	225.0	1:57.565
8	1:16.239	251.1		40.405	224.0	1:56.644	24	1:16.106	252.3	40.695	225.0	1:56.801
9	1:16.054	250.5		40.300	224.0	1:56.354	25	1:17.230	252.3	40.529	224.0	1:57.759
10	1:16.310	250.5		40.631	225.0	1:56.941	26	1:16.987	252.3	40.557	224.5	1:57.544
11	1:16.562	247.7		41.455	225.4	1:58.017	27	1:17.216	255.3	40.875	224.0	1:58.091
12	1:16.165	246.5		40.737	224.0	1:56.902	28	1:17.197	251.7	40.756	224.5	1:57.953
13	1:16.155	251.7		40.816	224.5	1:56.971	29	1:16.763	251.7	40.581	223.6	1:57.344
14	1:16.303	251.7		46.744		2:03.047 Pit	30	1:16.646	252.3	41.091	224.5	1:57.737
15	2:23.012	254.7		41.542	219.0	3:04.554	31	1:16.835	254.7	42.203	224.5	1:59.038
16	1:17.206	250.0		40.971	219.5	1:58.177						



Weather / Track : Sun / Dry

Printed at 12:09, Sunday, 24 June, 2007

© MST Systems Ltd, 2005 (www.mstworld.com)



Circuit Length - 5.793 kilometres

Monza
Monza

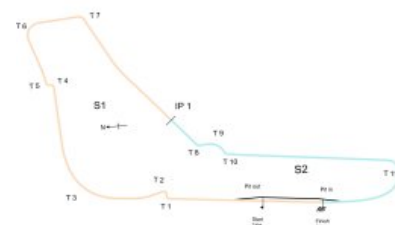
2007 FIA GT3 European Championship

Race 1 - Sector Analysis Report

Lap S1 Time S1 Spd S2 Time S2 Spd Lap Time Pit Lap S1 Time S1 Spd S2 Time S2 Spd Lap Time Pit

6 TRACKSPEED RACING				GBR Porsche 997 GT3 Cup				P				
1	1:33.428	237.3		42.017	220.8	2:15.445	17	1:17.952	249.4	41.305	222.2	1:59.257
2	1:21.430	246.0		41.225	222.2	2:02.655	18	1:16.981	247.1	42.140	222.6	1:59.121
3	1:18.400	247.7		47.900	207.2	2:06.300	19	1:16.762	249.4	41.158	223.1	1:57.920
4	1:19.254	248.8		42.118	212.5	2:01.372	20	1:17.458	247.1	41.025	221.7	1:58.483
5	1:21.165	251.7		41.254	223.1	2:02.419	21	1:16.479	249.4	40.915	220.8	1:57.394
6	1:17.854	249.4		40.907	222.2	1:58.761	22	1:16.309	248.8	40.780	221.7	1:57.089
7	1:16.828	248.2		40.985	222.2	1:57.813	23	1:16.537	248.8	40.641	221.7	1:57.178
8	1:17.705	247.1		41.155	222.2	1:58.860	24	1:17.020	252.3	41.538	214.7	1:58.558
9	1:16.952	242.1		41.444	220.8	1:58.396	25	1:16.854	248.2	40.510	222.2	1:57.364
10	1:17.851	249.4		41.462	222.6	1:59.313	26	1:16.938	248.2	41.293	221.3	1:58.231
11	1:18.262	250.0		40.964	221.3	1:59.226	27	1:17.004	248.2	40.842	221.3	1:57.846
12	1:17.370	226.8		41.507	222.2	1:58.877	28	1:17.073	247.7	40.579	220.4	1:57.652
13	1:18.181	249.4		41.135	222.2	1:59.316	29	1:17.805	247.7	40.884	220.8	1:58.689
14	1:17.703	247.7		41.491	221.3	1:59.194	30	1:16.942	249.4	41.023	221.3	1:57.965
15	1:18.598	246.0		48.230		2:06.828 Pit	31	1:17.327	251.1	40.937	222.2	1:58.264
16	2:29.778	247.1		43.458	218.1	3:13.236						

7 RPM				GBR Dodge Viper Competition Coupe				D				
1	1:29.377	244.3		41.961	224.5	2:11.338	17	1:16.529	251.1	40.175	225.9	1:56.704
2	1:20.598	251.1		41.449	225.4	2:02.047	18	1:16.346	249.4	41.154	225.4	1:57.500
3	1:18.607	245.4		41.756	225.4	2:00.363	19	1:16.524	241.0	40.623	225.4	1:57.147
4	1:19.186	250.0		42.329	220.8	2:01.515	20	1:17.231	248.8	40.496	225.0	1:57.727
5	1:18.171	250.5		41.274	226.8	1:59.445	21	1:16.340	251.7	40.720	225.9	1:57.060
6	1:18.083	246.5		42.786	202.6	2:00.869	22	1:16.180	248.8	41.307	225.0	1:57.487
7	1:19.657	250.0		41.358	225.4	2:01.015	23	1:16.237	250.5	40.536	226.4	1:56.773
8	1:19.373	233.2		41.502	225.9	2:00.875	24	1:16.544	249.4	40.843	224.5	1:57.387
9	1:17.805	251.1		41.051	225.4	1:58.856	25	1:16.491	248.2	40.909	223.6	1:57.400
10	1:17.229	251.1		41.237	224.0	1:58.466	26	1:15.753	252.3	40.559	225.9	1:56.312
11	1:17.659	251.1		41.509	226.4	1:59.168	27	1:18.287	240.0	41.086	225.9	1:59.373
12	1:20.085	244.8		41.346	224.5	2:01.431	28	1:17.244	244.3	40.738	224.5	1:57.982
13	1:17.819	250.5		48.123		2:05.942 Pit	29	1:17.659	243.2	41.179	224.0	1:58.838
14	2:44.139	250.0		40.519	225.0	3:24.658	30	1:17.394	244.8	41.672	224.5	1:59.066
15	1:16.514	253.5		42.042	217.3	1:58.556	31	1:18.224	236.3	41.287	224.5	1:59.511
16	1:16.846	252.3		40.231	223.1	1:57.077						



Circuit Length - 5.793 kilometres
Monza
Monza

Weather / Track : Sun / Dry

Printed at 12:09, Sunday, 24 June, 2007

© MST Systems Ltd, 2005 (www.mstworld.com)

2007 FIA GT3 European Championship

Race 1 - Sector Analysis Report

Lap S1 Time S1 Spd S2 Time S2 Spd Lap Time Pit Lap S1 Time S1 Spd S2 Time S2 Spd Lap Time Pit

8 RPM			GBR			Dodge Viper Competition Coupe			D		
1	1:22.747	251.7	40.935	225.0	2:03.682	17	1:15.218	255.9	46.094	2:01.312	Pit
2	1:17.721	254.7	40.288	228.8	1:58.009	18	2:31.147	250.5	40.436	226.8	3:11.583
3	1:17.070	252.9	40.164	228.3	1:57.234	19	1:16.045	254.7	40.265	227.8	1:56.310
4	1:16.505	254.1	39.783	229.2	1:56.288	20	1:16.002	254.7	39.939	228.3	1:55.941
5	1:16.710	256.5	39.954	228.8	1:56.664	21	1:15.058	254.1	39.972	227.3	1:55.030
6	1:15.899	258.3	40.042	226.8	1:55.941	22	1:16.684	256.5	39.643	229.2	1:56.327
7	1:15.895	246.5	40.532	227.8	1:56.427	23	1:15.069	255.9	39.482	228.3	1:54.551
8	1:16.611	252.3	39.411	227.8	1:56.022	24	1:14.808	256.5	39.309	228.3	1:54.117
9	1:15.010	257.1	39.642	228.3	1:54.652	25	1:15.957	255.9	39.595	226.8	1:55.552
10	1:15.224	256.5	39.704	226.8	1:54.928	26	1:14.858	256.5	39.938	225.0	1:54.796
11	1:16.450	254.7	40.318	227.8	1:56.768	27	1:15.145	256.5	40.049	225.4	1:55.194
12	1:15.878	258.3	39.357	230.7	1:55.235	28	1:15.452	251.1	39.826	227.8	1:55.278
13	1:17.135	255.3	39.701	227.8	1:56.836	29	1:15.527	251.1	40.173	226.8	1:55.700
14	1:15.503	257.1	39.598	228.3	1:55.101	30	1:18.803	235.8	40.907	213.4	1:59.710
15	1:15.813	254.7	39.683	228.3	1:55.496	31	1:19.931	227.8	42.355	200.3	2:02.286
16	1:15.458	255.9	39.632	225.9	1:55.090						

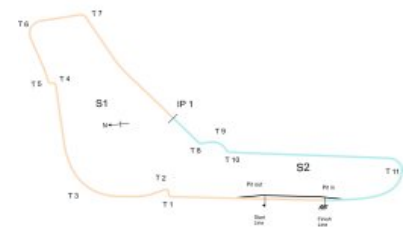
9 RPM			GBR			Dodge Viper Competition Coupe			D		
1	1:33.715	235.2	42.588	220.8	2:16.303	16	1:15.540	252.9	40.084	224.5	1:55.624
2	1:22.105	236.8	42.330	221.7	2:04.435	17	1:16.100	251.7	39.684	224.0	1:55.784
3	1:19.606	238.9	42.831	212.5	2:02.437	18	1:16.175	252.3	41.090	222.6	1:57.265
4	1:19.056	246.0	43.661	193.8	2:02.717	19	1:18.189	251.1	40.054	224.0	1:58.243
5	1:22.122	244.8	41.113	223.1	2:03.235	20	1:15.873	253.5	40.316	224.5	1:56.189
6	1:18.872	240.0	41.561	216.8	2:00.433	21	1:16.185	251.1	40.156	224.5	1:56.341
7	1:18.945	246.5	41.165	221.7	2:00.110	22	1:15.931	251.7	39.889	224.5	1:55.820
8	1:18.948	248.8	40.822	219.9	1:59.770	23	1:15.793	252.9	39.873	222.6	1:55.666
9	1:18.102	245.4	40.895	221.7	1:58.997	24	1:15.845	250.0	40.056	223.1	1:55.901
10	1:17.246	245.4	41.210	222.2	1:58.456	25	1:15.661	252.9	40.193	219.5	1:55.854
11	1:17.693	249.4	40.991	218.6	1:58.684	26	1:15.911	251.1	40.403	218.6	1:56.314
12	1:17.578	248.8	48.963		2:06.541 Pit	27	1:16.473	250.5	40.467	219.5	1:56.940
13	2:47.347	249.4	40.216	221.3	3:27.563	28	1:18.410	246.0	40.439	218.6	1:58.849
14	1:18.025	247.1	41.644	221.7	1:59.669	29	1:18.935	228.8	43.028	190.4	2:01.963
15	1:15.735	250.5	39.723	223.6	1:55.458						



Weather / Track : Sun / Dry

Printed at 12:09, Sunday, 24 June, 2007

© MST Systems Ltd, 2005 (www.mstworld.com)



Circuit Length - 5.793 kilometres

Monza

Monza

2007 FIA GT3 European Championship

Race 1 - Sector Analysis Report

Lap S1 Time S1 Spd S2 Time S2 Spd Lap Time Pit Lap S1 Time S1 Spd S2 Time S2 Spd Lap Time Pit

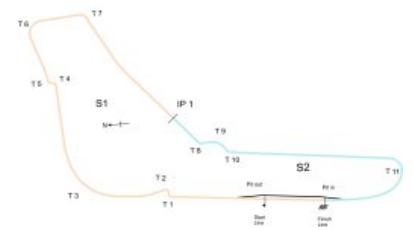
13 S-BERG RACING				AUT		Lamborghini Gallardo GT3				L		
1	1:33.466	241.6		42.064	224.5	2:15.530	16	1:17.815	246.5	41.577	222.2	1:59.392
2	1:22.244	244.8		40.525	227.3	2:02.769	17	1:17.140	245.4	40.799	222.6	1:57.939
3	1:18.552	243.2		42.552	220.4	2:01.104	18	1:18.015	246.5	41.065	223.6	1:59.080
4	1:19.077	246.0		41.206	223.1	2:00.283	19	1:16.879	247.7	41.090	222.2	1:57.969
5	1:19.271	247.1		42.004	223.6	2:01.275	20	1:17.243	247.1	41.468	223.1	1:58.711
6	2:02.289	228.3		42.248	222.2	2:44.537	21	1:16.906	249.4	41.152	222.6	1:58.058
7	1:20.219	242.6		41.375	224.5	2:01.594	22	1:17.384	245.4	40.908	223.6	1:58.292
8	1:20.170	237.3		41.211	223.6	2:01.381	23	1:17.907	247.7	41.209	223.1	1:59.116
9	1:18.274	245.4		41.689	223.6	1:59.963	24	1:17.233	245.4	41.202	222.6	1:58.435
10	1:18.179	243.7		40.796	223.1	1:58.975	25	1:17.605	243.2	40.675	221.3	1:58.280
11	1:17.780	245.4		40.475	224.5	1:58.255	26	1:17.214	243.7	40.874	222.2	1:58.088
12	1:17.578	243.7		40.740	224.0	1:58.318	27	1:17.574	245.4	40.991	221.7	1:58.565
13	1:17.512	244.8		40.668	225.4	1:58.180	28	1:17.098	246.0	40.584	220.4	1:57.682
14	1:17.624	243.7		48.739		2:06.363 Pit						
15	2:47.171	241.6		41.516	219.5	3:28.687						

14 S-BERG RACING				AUT		Lamborghini Gallardo GT3				L		
1	1:29.863	246.5		41.526	224.5	2:11.389	15	1:18.566	242.6	47.483		2:06.049 Pit
2	1:19.683	248.2		41.081	225.9	2:00.764	16	3:31.140	245.4	42.373	215.1	4:13.513
3	1:19.240	248.8		40.448	225.0	1:59.688	17	1:19.466	247.7	40.484	223.1	1:59.950
4	1:27.062	248.2		41.334	223.1	2:08.396	18	1:19.618	248.2	41.473	225.9	2:01.091
5	1:18.418	250.0		40.758	224.0	1:59.176	19	1:17.911	251.1	40.972	224.0	1:58.883
6	1:17.762	250.0		40.686	224.0	1:58.448	20	1:17.837	248.2	42.180	225.9	2:00.017
7	1:19.146	247.7		41.004	219.9	2:00.150	21	1:17.677	247.1	41.937	225.4	1:59.614
8	1:17.699	248.2		40.310	223.1	1:58.009	22	1:17.958	246.5	42.737	225.0	2:00.695
9	1:16.396	250.5		40.302	224.5	1:56.698	23	1:25.046	247.1	41.155	223.6	2:06.201
10	1:16.546	248.8		40.547	223.6	1:57.093	24	1:19.562	246.5	41.176	225.4	2:00.738
11	1:16.581	249.4		40.574	222.6	1:57.155	25	1:18.806	246.5	41.524	223.6	2:00.330
12	1:16.588	248.2		40.277	225.0	1:56.865	26	1:18.905	246.0	41.544	220.8	2:00.449
13	1:16.406	248.8		40.734	224.0	1:57.140	27	1:17.381	243.7	41.270	214.7	1:58.651
14	1:17.526	247.1		40.695	222.6	1:58.221						



Weather / Track : Sun / Dry

Printed at 12:09, Sunday, 24 June, 2007
© MST Systems Ltd, 2005 (www.mstworld.com)



Circuit Length - 5.793 kilometres
Monza
Monza

2007 FIA GT3 European Championship

Race 1 - Sector Analysis Report

Lap S1 Time S1 Spd S2 Time S2 Spd Lap Time Pit Lap S1 Time S1 Spd S2 Time S2 Spd Lap Time Pit

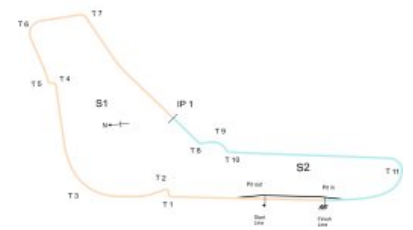
15 S-BERG RACING				AUT Lamborghini Gallardo GT3				L			
1	1:21.935	243.7		41.260	224.0	2:03.195	16	1:16.367	251.1	46.544	2:02.911 Pit
2	1:17.343	233.7		40.676	225.9	1:58.019	17	2:48.801	248.8	41.878	216.8 3:30.679
3	1:17.033	250.5		40.134	225.9	1:57.167	18	1:17.417	250.0	41.111	225.9 1:58.528
4	1:15.793	250.0		39.574	226.8	1:55.367	19	1:16.647	252.9	40.587	227.3 1:57.234
5	1:16.249	249.4		40.000	226.4	1:56.249	20	1:17.862	252.9	40.965	219.0 1:58.827
6	1:15.934	248.2		39.808	225.9	1:55.742	21	1:17.319	251.1	40.859	226.8 1:58.178
7	1:16.689	249.4		39.779	225.4	1:56.468	22	1:16.455	253.5	40.984	225.9 1:57.439
8	1:15.980	249.4		39.656	222.6	1:55.636	23	1:16.738	252.3	41.072	226.8 1:57.810
9	1:15.769	251.1		39.618	225.0	1:55.387	24	1:16.885	247.7	41.534	226.8 1:58.419
10	1:15.703	252.3		39.638	225.4	1:55.341	25	1:16.865	251.1	41.345	222.2 1:58.210
11	1:17.716	248.8		40.607	226.8	1:58.323	26	1:16.392	251.7	40.665	225.4 1:57.057
12	1:16.537	250.0		39.715	226.4	1:56.252	27	1:16.216	252.3	40.750	223.6 1:56.966
13	1:17.248	250.0		40.391	226.8	1:57.639	28	1:16.336	250.0	41.021	216.8 1:57.357
14	1:15.714	250.0		39.883	226.8	1:55.597					
15	1:16.204	248.8		39.832	226.8	1:56.036					

16 MARTINI CALLAWAY				GER Corvette Z06 GT3				C			
1	1:32.346	217.7		42.633	229.7	2:14.979	17	1:14.558	254.1	39.337	230.7 1:53.895
2	1:22.858	220.4		42.436	230.7	2:05.294	18	1:14.917	254.7	41.350	229.2 1:56.267
3	1:18.633	236.3		43.783	222.2	2:02.416	19	1:14.610	252.3	41.203	234.7 1:55.813
4	1:19.148	241.6		43.399	217.3	2:02.547	20	1:20.901	205.3	56.076	2:16.977 Pit
5	1:20.259	246.5		41.809	229.7	2:02.068	21	3:17.513	249.4	40.077	230.2 3:57.590
6	1:19.976	237.3		41.158	231.2	2:01.134	22	1:14.365	257.7	39.566	233.2 1:53.931
7	1:16.909	242.6		40.912	231.2	1:57.821	23	1:14.889	257.1	39.261	231.2 1:54.150
8	1:17.241	243.7		40.913	231.7	1:58.154	24	1:15.033	257.1	39.275	229.7 1:54.308
9	1:17.974	235.2		41.317	232.7	1:59.291	25	1:15.157	257.7	39.607	229.2 1:54.764
10	1:16.648	243.2		41.265	234.2	1:57.913	26	1:15.195	252.9	40.300	227.8 1:55.495
11	1:19.140	243.2		41.299	231.7	2:00.439	27	1:16.418	250.5	39.456	233.7 1:55.874
12	1:18.858	236.8		48.266		2:07.124 Pit	28	1:16.402	225.9	44.314	214.2 2:00.716
13	2:45.356	241.0		39.435	228.3	3:24.791	29	1:18.797	257.1	39.606	230.7 1:58.403
14	1:15.009	244.3		39.757	230.2	1:54.766	30	1:18.914	252.3	40.176	215.1 1:59.090
15	1:15.265	254.1		40.653	228.3	1:55.918					
16	1:15.071	255.3		39.585	230.7	1:54.656					



Weather / Track : Sun / Dry

Printed at 12:09, Sunday, 24 June, 2007
© MST Systems Ltd, 2005 (www.mstworld.com)



Circuit Length - 5.793 kilometres
Monza
Monza

2007 FIA GT3 European Championship

Race 1 - Sector Analysis Report

Lap S1 Time S1 Spd S2 Time S2 Spd Lap Time Pit Lap S1 Time S1 Spd S2 Time S2 Spd Lap Time Pit

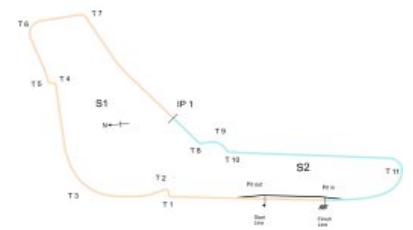
17 MARTINI CALLAWAY				GER		Corvette Z06 GT3				C	
1	1:49.886	194.2		45.390	218.1	2:35.276	13	1:18.930	229.7	48.977	2:07.907 Pit
2	1:22.825	224.5		42.198	218.6	2:05.023	14	2:59.269	247.1	42.032	219.0 3:41.301
3	1:20.397	215.1		41.878	224.0	2:02.275	15	1:18.940	245.4	41.216	225.0 2:00.156
4	1:21.322	222.6		42.160	225.9	2:03.482	16	1:18.673	246.5	40.352	227.3 1:59.025
5	1:20.648	234.7		41.783	222.2	2:02.431	17	1:16.971	249.4	40.171	228.3 1:57.142
6	1:22.244	168.4		41.998	218.6	2:04.242	18	1:16.407	248.8	40.799	228.3 1:57.206
7	1:19.644	221.7		40.872	223.1	2:00.516	19	1:17.087	248.8	39.983	227.8 1:57.070
8	1:18.926	231.2		40.508	223.6	1:59.434	20	1:17.717	249.4	40.715	228.3 1:58.432
9	1:18.584	236.8		40.740	220.8	1:59.324	21	1:19.277	247.7	40.761	228.8 2:00.038
10	1:18.407	236.3		40.377	223.1	1:58.784	22	1:20.083	154.7	1:21.785	2:41.868 Pit
11	1:17.859	235.2		40.370	223.1	1:58.229					
12	1:17.994	246.5		39.755	223.1	1:57.749					

18 MARTINI CALLAWAY				GER		Corvette Z06 GT3				C	
1	1:20.628	243.2		44.307	219.0	2:04.935	17	1:15.277	255.3	39.660	235.8 1:54.937
2	1:17.863	246.5		41.021	232.7	1:58.884	18	1:14.835	252.9	39.476	234.2 1:54.311
3	1:16.411	250.0		39.725	234.2	1:56.136	19	1:14.534	255.9	39.537	235.2 1:54.071
4	1:16.741	246.0		40.000	228.8	1:56.741	20	1:14.362	257.1	39.614	235.8 1:53.976
5	1:16.144	244.8		40.391	234.2	1:56.535	21	1:15.285	254.1	39.904	234.7 1:55.189
6	1:16.324	250.5		39.881	233.7	1:56.205	22	1:14.639	254.7	39.198	234.7 1:53.837
7	1:15.426	247.7		40.089	231.2	1:55.515	23	1:13.957	258.3	39.387	233.2 1:53.344
8	1:16.380	237.3		39.923	234.2	1:56.303	24	1:14.179	256.5	39.062	236.8 1:53.241
9	1:15.845	251.1		39.550	234.2	1:55.395	25	1:14.227	254.7	39.240	234.7 1:53.467
10	1:14.811	249.4		39.246	234.2	1:54.057	26	1:14.508	252.3	39.695	228.3 1:54.203
11	1:15.957	249.4		40.279	236.3	1:56.236	27	1:15.382	250.5	39.335	234.7 1:54.717
12	1:15.965	251.1		39.218	235.8	1:55.183	28	1:15.245	252.3	39.650	233.7 1:54.895
13	1:15.409	246.5		39.606	234.2	1:55.015	29	1:15.641	252.9	41.014	231.7 1:56.655
14	1:16.398	249.4		39.365	235.8	1:55.763	30	1:17.846	249.4	40.058	234.7 1:57.904
15	1:15.856	244.8		45.645		2:01.501 Pit	31	1:18.596	214.7	43.056	206.8 2:01.652
16	2:42.891	253.5		39.964	233.7	3:22.855					



Weather / Track : Sun / Dry

Printed at 12:09, Sunday, 24 June, 2007
© MST Systems Ltd, 2005 (www.mstworld.com)



Circuit Length - 5.793 kilometres
Monza
Monza

2007 FIA GT3 European Championship

Race 1 - Sector Analysis Report

Lap S1 Time S1 Spd S2 Time S2 Spd Lap Time Pit Lap S1 Time S1 Spd S2 Time S2 Spd Lap Time Pit

19 RIVERSIDE				FRA				Corvette Z06 GT3				C			
1	1:36.210	247.1		41.439	229.2	2:17.649		17	1:14.326	254.1		39.557	230.7	1:53.883	
2	1:20.986	224.0		42.330	229.7	2:03.316		18	1:15.094	254.1		39.746	231.7	1:54.840	
3	1:18.375	240.5		42.929	219.5	2:01.304		19	1:14.753	232.7		40.358	233.2	1:55.111	
4	1:17.443	251.1		40.797	233.7	1:58.240		20	1:14.064	255.3		39.365	233.7	1:53.429	
5	1:18.941	251.7		40.909	230.2	1:59.850		21	1:15.222	255.9		39.219	234.2	1:54.441	
6	1:18.207	253.5		40.492	230.7	1:58.699		22	1:15.386	252.9		39.549	232.2	1:54.935	
7	1:17.479	226.4		40.424	232.2	1:57.903		23	1:14.218	255.9		38.904	234.7	1:53.122	
8	1:18.496	235.2		39.666	230.7	1:58.162		24	1:15.947	255.3		40.135	232.7	1:56.082	
9	1:16.807	250.0		39.662	230.7	1:56.469		25	1:15.850	252.9		39.692	233.7	1:55.542	
10	1:16.800	250.5		40.309	229.2	1:57.109		26	1:17.058	248.8		41.540	233.7	1:58.598	
11	1:17.009	249.4		39.964	231.7	1:56.973		27	1:14.419	254.7		39.418	232.2	1:53.837	
12	1:16.931	249.4		39.937	232.2	1:56.868		28	1:14.828	252.9		39.206	232.7	1:54.034	
13	1:17.506	236.8		49.590		2:07.096 Pit		29	1:14.465	253.5		39.184	232.2	1:53.649	
14	2:33.943	249.4		39.846	231.2	3:13.789		30	1:14.648	254.7		38.954	233.7	1:53.602	
15	1:15.921	245.4		39.917	226.8	1:55.838		31	1:16.404	238.9		41.684	232.7	1:58.088	
16	1:16.097	253.5		39.666	230.2	1:55.763									

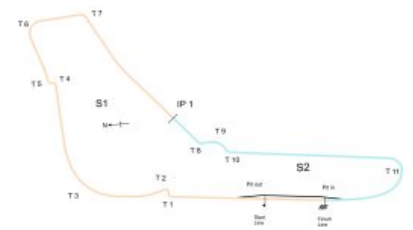
21 RIVERSIDE				FRA				Corvette Z06 GT3				C			
1	12:14.549	170.6		48.455	214.2	13:03.004		13	1:20.863	225.4		43.148	224.5	2:04.011	
2	1:23.887	219.0		49.282		2:13.169 Pit		14	1:18.992	241.6		42.417	225.0	2:01.409	
3	3:13.980	234.2		42.787	225.0	3:56.767		15	1:19.559	235.8		42.890	194.5	2:02.449	
4	1:19.535	236.3		42.815	222.6	2:02.350		16	1:20.878	234.7		41.802	225.0	2:02.680	
5	1:19.234	247.1		41.687	225.4	2:00.921		17	1:19.439	234.7		42.789	223.6	2:02.228	
6	1:19.011	249.4		41.358	226.4	2:00.369		18	1:18.955	230.2		44.134	223.6	2:03.089	
7	1:18.582	253.5		41.639	225.9	2:00.221		19	1:20.571	242.1		41.948	224.0	2:02.519	
8	1:16.744	251.7		40.302	226.4	1:57.046		20	1:18.990	200.0		42.068	223.6	2:01.058	
9	1:17.305	251.7		40.720	221.7	1:58.025		21	1:18.363	220.4		42.213	224.5	2:00.576	
10	1:18.027	247.1		48.000		2:06.027 Pit		22	1:32.553	224.0		41.985	222.6	2:14.538	
11	2:56.549	225.0		43.327	221.7	3:39.876		23	1:18.873	221.3		41.936	225.9	2:00.809	
12	1:20.129	208.8		44.255	224.0	2:04.384									



Weather / Track : Sun / Dry

Printed at 12:09, Sunday, 24 June, 2007

© MST Systems Ltd, 2005 (www.mstworld.com)



Circuit Length - 5.793 kilometres

Monza
Monza

2007 FIA GT3 European Championship Race 1 - Sector Analysis Report

Lap	S1 Time	S1 Spd	S2 Time	S2 Spd	Lap Time	Pit	Lap	S1 Time	S1 Spd	S2 Time	S2 Spd	Lap Time	Pit
22 BMS SCUDERIA ITALIA ITA Aston Martin DBRS9 AM													
1	1:28.765	223.6	41.681	225.0	2:10.446		17	1:17.482	246.0	40.717	219.5	1:58.199	
2	1:20.024	247.1	41.403	225.4	2:01.427		18	1:16.401	245.4	41.130	225.0	1:57.531	
3	1:18.942	241.0	41.229	224.0	2:00.171		19	1:16.851	245.4	48.392		2:05.243	Pit
4	1:18.730	243.2	40.851	220.4	1:59.581		20	2:36.565	237.8	41.115	222.2	3:17.680	
5	1:17.086	242.6	40.562	221.7	1:57.648		21	1:18.075	233.2	1:32.409		2:50.484	Pit
6	1:16.653	242.1	40.371	222.2	1:57.024		22	1:37.398	244.8	40.585	223.1	2:17.983	
7	1:18.493	243.7	40.389	221.7	1:58.882		23	1:16.896	244.8	40.685	222.6	1:57.581	
8	1:17.139	244.3	40.763	221.3	1:57.902		24	1:16.965	244.3	40.404	222.6	1:57.369	
9	1:17.282	243.2	40.738	221.3	1:58.020		25	1:17.364	238.9	40.644	224.0	1:58.008	
10	1:16.720	242.6	40.496	221.3	1:57.216		26	1:17.560	246.0	40.218	222.2	1:57.778	
11	1:16.486	244.8	40.545	222.6	1:57.031		27	1:17.293	245.4	40.319	221.7	1:57.612	
12	1:15.885	246.5	40.368	221.3	1:56.253		28	1:17.068	242.1	40.780	221.3	1:57.848	
13	1:17.450	243.7	40.297	221.7	1:57.747		29	1:17.430	238.9	40.755	221.7	1:58.185	
14	1:18.163	243.2	40.082	221.7	1:58.245		30	1:19.283	234.7	40.674	223.1	1:59.957	
15	1:18.219	246.0	40.920	224.0	1:59.139								
16	1:17.136	244.8	41.042	221.3	1:58.178								

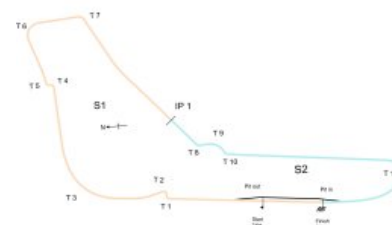
Lap	S1 Time	S1 Spd	S2 Time	S2 Spd	Lap Time	Pit	Lap	S1 Time	S1 Spd	S2 Time	S2 Spd	Lap Time	Pit
23 BMS SCUDERIA ITALIA ITA Aston Martin DBRS9 AM													
1	1:21.676	245.4	41.111	219.5	2:02.787		17	1:15.924	244.8	46.456		2:02.380	Pit
2	1:17.523	241.0	40.404	222.2	1:57.927		18	2:28.562	246.5	40.403	224.5	3:08.965	
3	1:17.189	242.1	39.698	222.6	1:56.887		19	1:16.337	246.0	40.147	224.0	1:56.484	
4	1:16.141	241.0	39.813	222.2	1:55.954		20	1:17.812	244.3	40.144	224.0	1:57.956	
5	1:17.750	242.1	39.746	223.6	1:57.496		21	1:18.111	246.0	40.440	223.6	1:58.551	
6	1:16.042	242.6	39.763	222.6	1:55.805		22	1:15.748	246.0	39.653	222.6	1:55.401	
7	1:16.664	242.6	40.118	221.7	1:56.782		23	1:15.646	246.5	39.573	223.6	1:55.219	
8	1:17.547	242.6	39.772	222.2	1:57.319		24	1:16.585	247.1	39.689	222.6	1:56.274	
9	1:15.647	245.4	39.788	223.1	1:55.435		25	1:16.267	244.8	39.592	222.6	1:55.859	
10	1:16.057	246.5	39.571	222.6	1:55.628		26	1:15.497	246.5	40.039	219.0	1:55.536	
11	1:15.780	247.1	39.809	223.1	1:55.589		27	1:16.199	245.4	39.752	222.6	1:55.951	
12	1:16.493	246.5	39.853	223.6	1:56.346		28	1:15.849	244.3	39.548	222.2	1:55.397	
13	1:16.188	242.1	40.057	223.6	1:56.245		29	1:15.718	246.0	39.656	223.6	1:55.374	
14	1:15.823	244.8	39.817	222.6	1:55.640		30	1:20.588	219.0	41.203	220.4	2:01.791	
15	1:15.821	244.3	39.749	222.2	1:55.570		31	1:18.218	238.9	40.890	217.3	1:59.108	
16	1:15.818	244.8	40.376	214.2	1:56.194								



Weather / Track : Sun / Dry

Printed at 12:09, Sunday, 24 June, 2007

© MST Systems Ltd, 2005 (www.mstworld.com)



Circuit Length - 5.793 kilometres

Monza
Monza

Page 9

2007 FIA GT3 European Championship Race 1 - Sector Analysis Report

Lap	S1 Time	S1 Spd	S2 Time	S2 Spd	Lap Time	Pit	Lap	S1 Time	S1 Spd	S2 Time	S2 Spd	Lap Time	Pit
24 BMS SCUDERIA ITALIA ITA Aston Martin DBRS9 AM													
1	1:38.155	229.7	42.748	224.0	2:20.903		17	1:18.041	243.2	48.162		2:06.203	Pit
2	1:21.712	212.5	44.443	221.7	2:06.155		18	2:32.246	238.4	41.892	223.1	3:14.138	
3	1:18.119	244.8	41.076	222.2	1:59.195		19	1:17.922	243.2	41.017	223.1	1:58.939	
4	1:19.254	240.5	41.494	224.5	2:00.748		20	1:16.958	243.2	40.846	223.6	1:57.804	
5	1:21.615	240.5	41.147	223.1	2:02.762		21	1:16.586	244.8	41.523	226.4	1:58.109	
6	1:18.647	240.5	41.247	219.9	1:59.894		22	1:17.210	247.1	40.532	222.2	1:57.742	
7	1:17.093	245.4	40.489	221.7	1:57.582		23	1:16.518	243.7	40.533	221.3	1:57.051	
8	1:17.489	243.2	40.556	223.1	1:58.045		24	1:16.071	242.6	40.333	218.6	1:56.404	
9	1:16.581	246.0	40.111	220.4	1:56.692		25	1:15.997	244.3	40.399	218.1	1:56.396	
10	1:16.561	246.0	40.106	220.8	1:56.667		26	1:16.293	243.7	40.649	218.1	1:56.942	
11	1:18.005	244.8	39.894	223.1	1:57.899		27	1:16.253	244.3	40.457	218.6	1:56.710	
12	1:16.457	243.7	40.601	222.2	1:57.058		28	1:16.351	243.7	40.396	218.6	1:56.747	
13	1:16.279	243.2	40.042	222.2	1:56.321		29	1:17.598	244.8	40.580	217.7	1:58.178	
14	1:16.048	243.2	40.353	221.3	1:56.401		30	1:17.253	242.6	40.722	208.4	1:57.975	
15	1:16.266	243.2	39.802	221.7	1:56.068		31	1:17.515	244.8	41.652	211.3	1:59.167	
16	1:15.992	243.7	40.525	216.8	1:56.517								

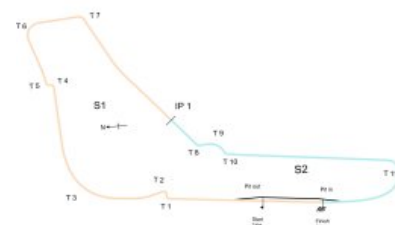
Lap	S1 Time	S1 Spd	S2 Time	S2 Spd	Lap Time	Pit	Lap	S1 Time	S1 Spd	S2 Time	S2 Spd	Lap Time	Pit
25 HEXIS RACING FRA Aston Martin DBRS9 AM													
1	1:31.888	241.6	42.122	221.3	2:14.010		10	1:17.404	240.0	40.530	224.0	1:57.934	
2	1:20.396	238.9	41.065	223.1	2:01.461		11	1:17.853	241.6	41.119	226.8	1:58.972	
3	1:17.998	246.0	40.933	226.8	1:58.931		12	1:18.306	236.3	41.494	224.5	1:59.800	
4	1:19.404	243.7	42.062	220.4	2:01.466		13	1:18.173	233.7	48.129		2:06.302	Pit
5	1:18.635	244.3	40.480	226.4	1:59.115		14	2:25.736	246.0	40.329	222.6	3:06.065	
6	1:18.408	244.3	41.743	216.8	2:00.151		15	1:16.985	244.3	40.190	220.8	1:57.175	
7	1:20.466	243.2	41.127	221.3	2:01.593		16	1:16.706	245.4	39.903	221.3	1:56.609	
8	1:19.463	219.5	41.415	225.0	2:00.878		17	1:16.990	244.8	40.259	222.2	1:57.249	
9	1:18.744	228.8	40.812	221.3	1:59.556								



Weather / Track : Sun / Dry

Printed at 12:09, Sunday, 24 June, 2007

© MST Systems Ltd, 2005 (www.mstworld.com)



Circuit Length - 5.793 kilometres

Monza

Monza

2007 FIA GT3 European Championship Race 1 - Sector Analysis Report

Lap	S1 Time	S1 Spd	S2 Time	S2 Spd	Lap Time	Pit	Lap	S1 Time	S1 Spd	S2 Time	S2 Spd	Lap Time	Pit
26 HEXIS RACING FRA Aston Martin DBRS9 AM													
1	1:36.172	235.2	42.337	223.6	2:18.509		17	1:15.740	244.8	39.361	222.6	1:55.101	
2	1:21.685	243.2	41.426	224.0	2:03.111		18	1:15.948	246.0	42.063	222.6	1:58.011	
3	1:19.054	230.2	43.036	216.4	2:02.090		19	1:16.915	244.3	39.406	224.5	1:56.321	
4	1:18.947	240.5	42.886	211.7	2:01.833		20	1:16.362	245.4	39.580	223.1	1:55.942	
5	1:21.752	243.2	41.158	224.0	2:02.910		21	1:15.837	247.1	40.951	226.8	1:56.788	
6	1:19.308	243.7	41.001	223.1	2:00.309		22	1:16.323	246.0	39.728	225.0	1:56.051	
7	1:18.366	242.1	40.647	224.0	1:59.013		23	1:16.007	242.6	40.021	222.6	1:56.028	
8	1:18.037	244.8	40.596	223.6	1:58.633		24	1:15.756	243.2	39.431	222.2	1:55.187	
9	1:16.999	246.0	40.626	225.0	1:57.625		25	1:15.687	243.7	39.415	222.6	1:55.102	
10	1:17.330	246.5	40.898	222.2	1:58.228		26	1:15.790	243.7	39.270	222.2	1:55.060	
11	1:19.174	223.6	41.548	225.4	2:00.722		27	1:17.396	243.7	39.748	221.7	1:57.144	
12	1:18.367	236.3	50.163		2:08.530	Pit	28	1:15.860	244.8	39.625	223.6	1:55.485	
13	2:30.559	243.2	39.946	222.6	3:10.505		29	1:18.494	246.0	39.486	225.9	1:57.980	
14	1:16.987	244.3	39.724	224.0	1:56.711		30	1:16.850	243.2	40.066	223.1	1:56.916	
15	1:17.138	243.7	40.098	220.8	1:57.236		31	1:18.148	235.8	41.147	221.7	1:59.295	
16	1:16.723	243.2	39.451	222.2	1:56.174								

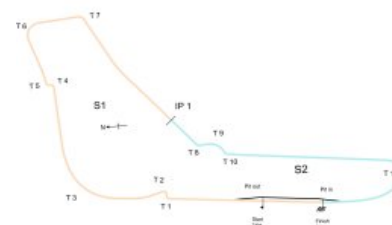
Lap	S1 Time	S1 Spd	S2 Time	S2 Spd	Lap Time	Pit	Lap	S1 Time	S1 Spd	S2 Time	S2 Spd	Lap Time	Pit
27 HEXIS RACING FRA Aston Martin DBRS9 AM													
1	1:25.178	241.6	40.834	222.6	2:06.012		10	1:16.377	247.1	39.929	221.3	1:56.306	
2	1:18.614	246.0	40.382	222.6	1:58.996		11	1:16.833	246.0	40.048	224.0	1:56.881	
3	1:16.844	248.2	40.104	223.1	1:56.948		12	1:16.284	246.0	40.633	224.0	1:56.917	
4	1:18.443	245.4	40.089	221.7	1:58.532		13	1:16.576	246.5	39.836	222.6	1:56.412	
5	1:16.612	244.8	39.895	222.6	1:56.507		14	1:16.467	245.4	40.297	218.6	1:56.764	
6	1:16.768	246.0	39.812	221.7	1:56.580		15	1:17.000	244.8	39.758	222.6	1:56.758	
7	1:16.771	246.0	39.747	222.6	1:56.518		16	1:16.841	243.7	40.434	214.7	1:57.275	
8	1:16.248	245.4	39.727	222.2	1:55.975		17	1:18.133	238.9	47.027		2:05.160	Pit
9	1:16.454	246.5	39.441	222.6	1:55.895								



Weather / Track : Sun / Dry

Printed at 12:09, Sunday, 24 June, 2007

© MST Systems Ltd, 2005 (www.mstworld.com)



Circuit Length - 5.793 kilometres

Monza

Monza

2007 FIA GT3 European Championship

Race 1 - Sector Analysis Report

Lap S1 Time S1 Spd S2 Time S2 Spd Lap Time Pit Lap S1 Time S1 Spd S2 Time S2 Spd Lap Time Pit

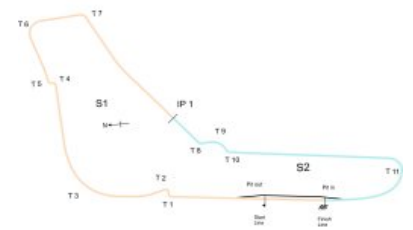
28 DAMAX				GBR			Ascari KZ1R			AS		
1	1:31.579	235.8		41.819	225.0	2:13.398	17	1:17.221	251.7	39.883	224.5	1:57.104
2	1:20.484	248.2		40.710	224.0	2:01.194	18	1:16.039	251.7	39.755	225.4	1:55.794
3	1:17.784	233.2		41.793	227.8	1:59.577	19	1:15.415	251.7	39.752	225.0	1:55.167
4	1:19.044	230.2		42.536	219.9	2:01.580	20	1:16.303	251.7	40.475	225.0	1:56.778
5	1:17.924	247.7		41.163	227.8	1:59.087	21	1:15.350	252.9	39.780	226.4	1:55.130
6	1:17.993	247.7		41.762	221.3	1:59.755	22	1:16.681	252.9	39.770	226.4	1:56.451
7	1:16.838	250.0		40.079	223.6	1:56.917	23	1:15.967	248.2	40.650	224.5	1:56.617
8	1:16.895	250.5		40.277	223.1	1:57.172	24	1:16.124	254.1	48.385	225.4	2:04.509
9	1:15.994	252.3		40.230	225.0	1:56.224	25	1:20.312	254.7	40.018	223.1	2:00.330
10	1:17.307	248.8		40.225	224.5	1:57.532	26	1:16.656	250.0	39.663	226.4	1:56.319
11	1:16.808	251.7		39.991	225.4	1:56.799	27	1:15.953	251.1	39.920	225.4	1:55.873
12	1:19.701	249.4		47.139		2:06.840 Pit	28	1:15.681	252.3	40.413	223.6	1:56.094
13	2:23.626	248.8		39.783	222.6	3:03.409	29	1:15.734	253.5	39.697	225.0	1:55.431
14	1:15.480	250.0		39.560	224.0	1:55.040	30	1:15.892	253.5	39.553	224.0	1:55.445
15	1:15.810	252.3		39.803	219.5	1:55.613	31	1:16.691	249.4	40.266	225.4	1:56.957
16	1:15.872	249.4		39.623	224.0	1:55.495						

30 DAMAX				GBR			Ascari KZ1R			AS		
1	1:28.452	244.8		41.655	223.1	2:10.107	9	1:18.796	247.7	40.923	224.5	1:59.719
2	1:19.814	249.4		41.589	221.3	2:01.403	10	1:24.393	210.5	41.664	223.6	2:06.057
3	1:17.592	244.8		40.997	224.5	1:58.589	11	1:19.434	246.5	40.836	222.6	2:00.270
4	1:21.825	241.6		52.309	204.5	2:14.134	12	1:17.244	246.0	41.598	223.6	1:58.842
5	1:28.609	246.0		41.260	225.4	2:09.869	13	1:17.127	246.5	40.375	223.6	1:57.502
6	1:18.495	239.4		41.622	225.9	2:00.117	14	1:18.560	244.8	46.551		2:05.111 Pit
7	1:17.881	247.7		40.159	223.1	1:58.040						
8	1:18.056	246.0		40.841	223.6	1:58.897						



Weather / Track : Sun / Dry

Printed at 12:09, Sunday, 24 June, 2007
© MST Systems Ltd, 2005 (www.mstworld.com)



Circuit Length - 5.793 kilometres
Monza
Monza

2007 FIA GT3 European Championship

Race 1 - Sector Analysis Report

Lap S1 Time S1 Spd S2 Time S2 Spd Lap Time Pit Lap S1 Time S1 Spd S2 Time S2 Spd Lap Time Pit

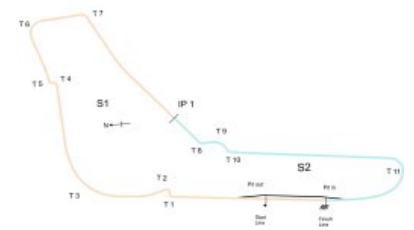
31 TEAM BERLANGA				GBR		Ascari KZ1R		AS				
1	1:23.902	234.2		41.168	222.2	2:05.070	17	1:17.181	241.0	40.981	222.6	1:58.162
2	1:18.331	248.2		40.966	223.6	1:59.297	18	1:16.752	250.5	40.727	226.8	1:57.479
3	1:16.751	247.7		40.067	225.4	1:56.818	19	1:16.605	251.7	40.397	225.4	1:57.002
4	1:16.426	248.8		40.243	225.0	1:56.669	20	1:16.821	249.4	40.546	223.1	1:57.367
5	1:16.461	242.1		40.505	225.9	1:56.966	21	1:17.591	250.0	40.761	226.4	1:58.352
6	1:16.514	247.7		40.064	224.5	1:56.578	22	1:18.003	252.9	40.316	226.4	1:58.319
7	1:16.167	248.8		39.996	224.5	1:56.163	23	1:16.511	249.4	41.544	225.4	1:58.055
8	1:16.226	250.0		40.188	225.4	1:56.414	24	1:16.167	248.8	40.172	225.9	1:56.339
9	1:15.920	248.8		39.974	225.0	1:55.894	25	1:16.284	251.1	1:04.964	207.6	2:21.248
10	1:16.277	248.8		40.143	226.4	1:56.420	26	1:24.026	158.5	50.225	175.0	2:14.251
11	1:16.581	246.0		40.514	225.0	1:57.095	27	1:31.185	205.7	43.467	216.8	2:14.652
12	1:15.794	250.0		40.272	225.0	1:56.066	28	1:27.538	175.0	49.262	194.5	2:16.800
13	1:16.531	247.7		46.517		2:03.048 Pit	29	1:32.240	160.0	52.003	177.0	2:24.243
14	2:29.585	248.8		40.447	224.5	3:10.032	30	1:25.013	208.8	46.554	212.5	2:11.567
15	1:17.554	247.1		40.660	219.5	1:58.214						
16	1:17.185	251.1		40.086	225.4	1:57.271						

32 TEAM BERLANGA				GBR		Ascari KZ1R		AS				
1	1:26.898	240.5		43.143	224.0	2:10.041	17	1:16.236	251.7	40.105	225.9	1:56.341
2	1:39.493	246.5		40.860	224.5	2:20.353	18	1:18.356	247.1	41.539	226.8	1:59.895
3	1:26.316	247.1		40.775	225.9	2:07.091	19	1:16.734	248.8	40.176	226.8	1:56.910
4	1:17.806	245.4		40.662	226.8	1:58.468	20	1:15.935	246.0	40.104	227.8	1:56.039
5	1:17.129	247.1		40.443	227.3	1:57.572	21	1:15.871	248.8	40.805	226.4	1:56.676
6	1:17.610	241.0		40.259	226.4	1:57.869	22	1:16.339	247.7	40.094	229.2	1:56.433
7	1:17.513	229.7		40.841	226.8	1:58.354	23	1:16.228	232.7	40.750	228.3	1:56.978
8	1:17.262	244.3		40.199	228.8	1:57.461	24	1:21.734	229.2	41.026	225.9	2:02.760
9	1:17.248	240.5		40.583	228.3	1:57.831	25	1:17.656	247.7	40.166	227.8	1:57.822
10	1:17.012	230.2		40.478	228.8	1:57.490	26	1:16.319	242.6	40.401	226.4	1:56.720
11	1:17.621	248.8		41.356	225.4	1:58.977	27	1:17.589	249.4	40.022	226.8	1:57.611
12	1:17.793	247.1		40.401	229.2	1:58.194	28	1:16.742	247.7	40.159	226.4	1:56.901
13	1:16.734	231.7		40.969	227.8	1:57.703	29	1:17.498	237.3	41.907	227.8	1:59.405
14	1:16.940	237.8		46.956		2:03.896 Pit	30	1:16.939	247.1	40.010	227.3	1:56.949
15	2:27.809	242.1		41.428	222.2	3:09.237	31	1:16.375	248.2	39.972	230.2	1:56.347
16	1:16.884	243.2		40.406	225.9	1:57.290						

34 JMB RACING FERRARI				MON		Ferrari 430 Challenge GT3		F				
1	1:26.417	242.6		43.304	218.1	2:09.721	4	1:19.300	243.2	5:34.287	142.6	6:53.587
2	1:19.827	243.7		42.043	218.6	2:01.870	5	1:33.768	214.2	53.156		2:26.924 Pit
3	1:19.007	245.4		41.821	222.6	2:00.828						



Weather / Track : Sun / Dry



Circuit Length - 5.793 kilometres

Monza
Monza

Printed at 12:09, Sunday, 24 June, 2007

© MST Systems Ltd, 2005 (www.mstworld.com)

Page 13

2007 FIA GT3 European Championship

Race 1 - Sector Analysis Report

Lap S1 Time S1 Spd S2 Time S2 Spd Lap Time Pit Lap S1 Time S1 Spd S2 Time S2 Spd Lap Time Pit

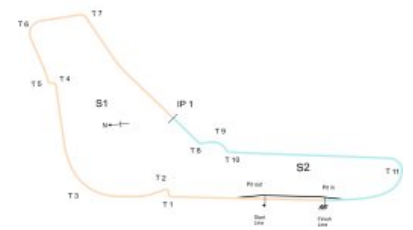
35 JMB RACING FERRARI				MON				Ferrari 430 Challenge GT3				F			
1	1:39.339	232.7		42.906	219.0	2:22.245		17	1:19.956	241.0		42.961	215.5	2:02.917	
2	1:21.456	233.2		44.421	217.7	2:05.877		18	1:19.679	243.2		43.053	219.5	2:02.732	
3	1:20.123	243.2		41.590	218.1	2:01.713		19	1:21.574	238.9		43.074	216.8	2:04.648	
4	1:19.961	218.1		41.782	217.7	2:01.743		20	1:19.156	243.7		43.043	217.3	2:02.199	
5	1:19.031	245.4		41.384	223.1	2:00.415		21	1:20.984	242.1		42.107	222.2	2:03.091	
6	1:20.485	241.0		41.597	218.6	2:02.082		22	1:19.404	242.1		43.113	220.8	2:02.517	
7	1:19.165	244.8		41.406	219.5	2:00.571		23	1:20.244	233.2		43.868	217.3	2:04.112	
8	1:18.826	245.4		41.221	221.3	2:00.047		24	1:19.742	243.2		42.765	217.7	2:02.507	
9	1:18.537	245.4		41.195	221.3	1:59.732		25	1:21.163	227.8		42.387	218.1	2:03.550	
10	1:18.449	246.5		41.514	218.6	1:59.963		26	1:20.307	240.0		42.315	216.8	2:02.622	
11	1:17.739	244.3		40.568	221.7	1:58.307		27	1:19.193	240.5		42.969	216.8	2:02.162	
12	1:17.806	243.7		40.626	223.1	1:58.432		28	1:19.262	240.0		43.832	215.5	2:03.094	
13	1:17.963	243.2		40.909	223.1	1:58.872		29	1:20.615	243.2		42.328	220.8	2:02.943	
14	1:18.262	243.7		40.929	221.3	1:59.191		30	1:19.819	234.2		42.802	219.0	2:02.621	
15	1:18.571	243.2		51.783		2:10.354	Pit								
16	2:42.149	242.1		44.202	216.0	3:26.351									

36 JMB RACING FERRARI				MON				Ferrari 430 Challenge GT3				F			
1	1:28.436	242.6		41.791	225.4	2:10.227		17	1:17.067	251.1		47.406		2:04.473	Pit
2	1:19.834	251.1		41.607	226.4	2:01.441		18	2:37.233	217.3		47.005	213.4	3:24.238	
3	1:17.892	249.4		40.175	224.0	1:58.067		19	1:24.877	212.1		45.426	217.7	2:10.303	
4	1:17.418	246.5		40.770	224.5	1:58.188		20	1:23.833	213.0		45.600	216.0	2:09.433	
5	1:17.569	247.1		40.771	225.4	1:58.340		21	1:23.911	217.3		46.033	217.3	2:09.944	
6	1:16.917	247.1		40.736	223.1	1:57.653		22	1:23.908	221.3		46.381	216.4	2:10.289	
7	1:16.819	248.8		40.352	225.9	1:57.171		23	1:24.135	209.7		46.360	216.8	2:10.495	
8	1:16.531	249.4		40.395	225.9	1:56.926		24	1:23.951	221.3		45.663	217.7	2:09.614	
9	1:16.759	248.8		40.100	227.3	1:56.859		25	1:24.267	213.4		47.016	218.1	2:11.283	
10	1:16.720	250.5		40.661	224.5	1:57.381		26	1:25.692	227.3		45.922	217.7	2:11.614	
11	1:17.258	248.8		40.552	225.9	1:57.810		27	1:23.901	210.5		45.813	218.1	2:09.714	
12	1:16.779	247.7		40.746	225.4	1:57.525		28	1:24.579	211.3		45.369	215.5	2:09.948	
13	1:16.827	247.7		40.451	225.4	1:57.278		29	1:23.652	208.4		45.487	219.0	2:09.139	
14	1:16.468	247.7		40.327	225.0	1:56.795		30	1:25.527	225.0		46.385	218.6	2:11.912	
15	1:28.613	250.0		40.052	226.4	2:08.665									
16	1:17.308	250.5		41.672	219.5	1:58.980									



Weather / Track : Sun / Dry

Printed at 12:09, Sunday, 24 June, 2007
© MST Systems Ltd, 2005 (www.mstworld.com)



Circuit Length - 5.793 kilometres
Monza
Monza

2007 FIA GT3 European Championship

Race 1 - Sector Analysis Report

Lap S1 Time S1 Spd S2 Time S2 Spd Lap Time Pit Lap S1 Time S1 Spd S2 Time S2 Spd Lap Time Pit

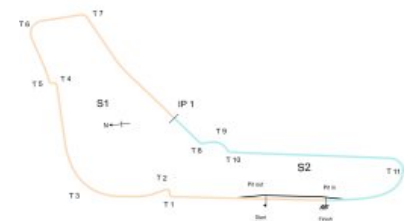
37 KESSEL RACING				SUI Ferrari 430 Challenge GT3				F				
1	1:31.077	236.3		43.676	213.4	2:14.753	17	1:18.143	250.5	42.509	225.9	2:00.652
2	1:21.015	250.5		42.096	224.0	2:03.111	18	1:18.329	248.8	43.336	223.1	2:01.665
3	1:18.363	248.8		41.508	225.9	1:59.871	19	1:18.744	230.7	42.676	225.0	2:01.420
4	1:18.760	250.5		42.293	225.0	2:01.053	20	1:17.610	249.4	42.050	225.0	1:59.660
5	1:19.668	250.5		42.302	229.2	2:01.970	21	1:17.699	240.5	42.593	225.9	2:00.292
6	1:17.512	251.1		41.557	225.4	1:59.069	22	1:17.444	251.7	41.529	227.3	1:58.973
7	1:18.236	250.5		41.549	226.4	1:59.785	23	1:16.470	250.5	41.398	225.9	1:57.868
8	1:18.195	251.1		41.658	226.8	1:59.853	24	1:16.966	249.4	41.474	227.8	1:58.440
9	1:18.392	252.3		41.467	225.9	1:59.859	25	1:16.478	249.4	41.892	221.3	1:58.370
10	1:17.795	251.7		41.724	221.7	1:59.519	26	1:19.597	250.0	41.629	226.8	2:01.226
11	1:18.843	252.3		41.763	226.8	2:00.606	27	1:16.904	252.3	42.062	226.8	1:58.966
12	1:18.395	250.0		42.176	226.4	1:59.571	28	1:16.896	250.0	41.432	223.6	1:58.328
13	1:17.263	250.5		41.923	226.4	1:59.186	29	1:21.874	231.7	42.150	228.3	2:04.024
14	1:17.848	251.7		49.156		2:07.004 Pit	30	1:17.339	252.9	41.161	228.3	1:58.500
15	2:31.554	248.2		43.535	210.5	3:15.089						
16	1:18.206	247.7		42.332	219.9	2:00.538						

38 KESSEL RACING				SUI Ferrari 430 Challenge GT3				F				
1	1:21.492	250.5		41.521	226.4	2:03.013	17	1:15.535	248.8	40.243	223.6	1:55.778
2	1:17.421	236.8		40.619	227.3	1:58.040	18	1:15.314	251.1	40.236	226.4	1:55.550
3	1:17.056	251.1		40.553	225.0	1:57.609	19	1:16.946	250.0	39.796	224.5	1:56.742
4	1:16.209	251.1		39.921	225.4	1:56.130	20	1:15.233	251.1	39.955	225.4	1:55.188
5	1:16.974	250.5		39.785	227.8	1:56.759	21	1:14.747	252.3	40.457	226.4	1:55.204
6	1:15.694	252.3		39.933	228.3	1:55.627	22	1:15.556	251.1	39.529	228.8	1:55.085
7	1:16.401	251.7		40.374	228.3	1:56.775	23	1:14.983	252.3	40.209	226.4	1:55.192
8	1:16.036	250.0		39.694	225.4	1:55.730	24	1:14.474	251.7	41.026	225.9	1:55.500
9	1:15.204	250.5		39.620	226.4	1:54.824	25	1:14.211	252.9	39.474	227.8	1:53.685
10	1:15.064	251.7		39.635	225.4	1:54.699	26	1:15.043	251.1	39.601	226.4	1:54.644
11	1:16.941	250.5		40.170	226.4	1:57.111	27	1:14.723	250.5	39.485	225.9	1:54.208
12	1:15.624	249.4		39.605	227.3	1:55.229	28	1:14.594	251.7	39.497	226.4	1:54.091
13	1:16.439	251.7		39.585	228.3	1:56.024	29	1:14.718	251.1	39.478	226.4	1:54.196
14	1:15.611	251.7		39.300	227.3	1:54.911	30	1:14.924	254.1	39.433	229.2	1:54.357
15	3:31.830	200.0		51.924		4:23.754 Pit						
16	2:33.754	248.8		40.764	221.7	3:14.518						

39 KESSEL RACING				SUI Ferrari 430 Challenge GT3				F				
1	1:25.152	210.9		43.985	225.9	2:09.137	5	1:28.762	246.5	44.111	220.4	2:12.873
2	1:32.427	216.0		54.473		2:26.900 Pit	6	1:23.505	225.9	43.066	222.2	2:06.571
3	5:05.091	233.7		58.297		6:03.388 Pit						
4	45:43.424	235.2		44.269	220.4	46:27.693						



Weather / Track : Sun / Dry



Circuit Length - 5.793 kilometres
Monza
Monza

2007 FIA GT3 European Championship

Race 1 - Sector Analysis Report

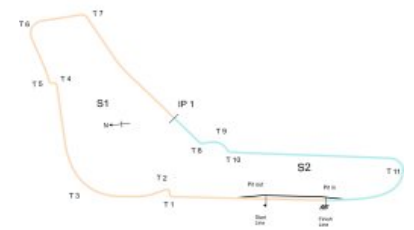
Lap S1 Time S1 Spd S2 Time S2 Spd Lap Time Pit Lap S1 Time S1 Spd S2 Time S2 Spd Lap Time Pit

40 TOPSPEED RACING				GER		Ford Mustang FR500 GT		FMS				
1	1:38.393	222.6		42.404	221.7	2:20.797	17	1:17.761	246.5	40.850	223.6	1:58.611
2	1:21.255	228.8		41.840	220.8	2:03.095	18	1:19.327	246.5	41.532	223.1	2:00.859
3	1:18.666	243.2		41.649	223.1	2:00.315	19	1:17.448	248.2	40.635	223.6	1:58.083
4	1:20.139	247.1		41.743	218.1	2:01.882	20	1:17.479	245.4	40.702	222.6	1:58.181
5	1:22.114	247.1		41.833	223.1	2:03.947	21	1:17.611	246.5	40.702	223.1	1:58.313
6	1:19.255	245.4		41.335	222.2	2:00.590	22	1:17.441	246.0	40.654	222.2	1:58.095
7	1:18.008	248.8		41.757	221.3	1:59.765	23	1:21.480	250.5	40.789	222.2	2:02.269
8	1:18.836	247.7		41.097	220.4	1:59.933	24	1:17.296	246.5	40.999	222.2	1:58.295
9	1:20.875	245.4		41.106	220.8	2:01.981	25	1:17.146	245.4	40.701	219.5	1:57.847
10	1:18.976	244.8		41.199	220.4	2:00.175	26	1:18.055	248.8	40.526	222.6	1:58.581
11	1:18.373	247.7		41.006	221.3	1:59.379	27	1:17.437	246.5	40.584	221.7	1:58.021
12	1:17.592	246.5		41.153	222.6	1:58.745	28	1:17.330	248.2	40.525	221.7	1:57.855
13	1:17.646	246.0		41.286	221.7	1:58.932	29	1:17.492	248.2	41.700	224.5	1:59.192
14	1:17.527	244.8		41.112	221.3	1:58.639	30	1:17.609	250.5	40.913	223.6	1:58.522
15	1:18.109	244.8		50.116		2:08.225 Pit						
16	2:41.885	247.1		41.358	221.3	3:23.243						

43 MATECH RACING				SUI		Ford GT		FGT				
1	1:37.830	241.6		42.067	225.4	2:19.897	17	1:16.893	246.0	40.531	226.8	1:57.424
2	1:22.030	213.8		42.950	226.8	2:04.980	18	1:15.397	252.9	1:14.376		2:29.773 Pit
3	1:18.849	248.2		41.546	225.9	2:00.395	19	1:37.823	252.3	40.112	227.3	2:17.935
4	1:19.703	251.1		41.536	228.8	2:01.239	20	1:17.072	251.7	40.224	227.8	1:57.296
5	1:19.925	253.5		41.419	225.4	2:01.344	21	1:16.452	251.1	39.910	228.3	1:56.362
6	1:28.518	247.7		41.080	226.4	2:09.598	22	1:15.271	251.7	40.903	227.8	1:56.174
7	1:19.337	243.2		41.189	225.9	2:00.526	23	1:14.858	252.3	39.899	226.4	1:54.757
8	1:17.132	253.5		41.420	227.3	1:58.552	24	1:15.551	252.3	39.695	226.8	1:55.246
9	1:17.676	255.9		40.882	229.2	1:58.558	25	1:15.584	252.9	39.424	225.9	1:55.008
10	1:18.334	251.7		41.425	225.9	1:59.759	26	1:15.666	250.5	39.742	226.4	1:55.408
11	1:20.957	252.3		48.562		2:09.519 Pit	27	1:15.238	250.5	40.129	224.5	1:55.367
12	2:25.517	246.0		40.197	225.9	3:05.714	28	1:15.052	252.3	39.534	225.9	1:54.586
13	1:17.989	250.5		39.981	225.9	1:57.970	29	1:15.232	252.9	40.049	224.0	1:55.281
14	1:18.095	252.9		40.272	228.8	1:58.367	30	1:15.706	252.3	40.232	228.3	1:55.938
15	1:16.340	248.2		40.934	223.1	1:57.274						
16	1:16.097	241.6		43.146	175.8	1:59.243						



Weather / Track : Sun / Dry



Circuit Length - 5.793 kilometres

Monza
Monza

Printed at 12:09, Sunday, 24 June, 2007

© MST Systems Ltd, 2005 (www.mstworld.com)

Page 16

2007 FIA GT3 European Championship

Race 1 - Sector Analysis Report

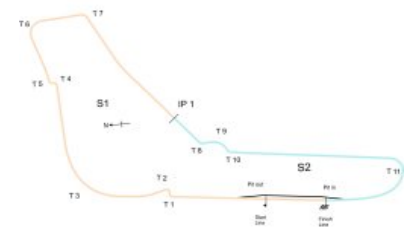
Lap S1 Time S1 Spd S2 Time S2 Spd Lap Time Pit Lap S1 Time S1 Spd S2 Time S2 Spd Lap Time Pit

44 MATECH RACING				SUI		Ford GT		FGT				
1	6:07.583	249.4		40.830	225.0	6:48.413	9	1:15.410	252.3	40.533	227.8	1:55.943
2	1:17.477	251.1		40.349	229.2	1:57.826	10	1:15.805	251.7	40.356	225.9	1:56.161
3	1:15.779	251.1		39.677	225.0	1:55.456	11	1:15.334	250.0	41.119	226.8	1:56.453
4	1:17.195	252.3		39.575	226.4	1:56.770	12	1:15.432	249.4	39.614	224.5	1:55.046
5	1:14.796	256.5		40.122	226.8	1:54.918	13	1:15.081	252.3	46.949	186.8	2:02.030
6	1:17.191	248.2		40.176	228.3	1:57.367	14	1:48.045	163.3	1:00.928		2:48.973 Pit
7	1:20.150	250.0		39.726	225.9	1:59.876	15	4:30.224	193.2	56.156		5:26.380 Pit
8	1:15.120	251.1		40.168	225.0	1:55.288						

49 AUTOGT RACING				FRA		Morgan Aero V8		M				
1	1:40.229	212.1		44.765	208.4	2:24.994	16	1:19.999	230.7	41.364	210.9	2:01.363
2	1:25.836	216.4		43.809	210.5	2:09.645	17	1:20.514	227.8	41.845	209.3	2:02.359
3	1:25.227	206.1		44.171	210.9	2:09.398	18	1:20.722	228.8	41.428	210.5	2:02.150
4	1:24.558	220.8		44.513	207.2	2:09.071	19	1:20.187	230.7	41.330	212.5	2:01.517
5	1:23.168	210.9		44.436	207.2	2:07.604	20	1:19.842	230.2	41.109	211.3	2:00.951
6	1:24.103	210.9		43.990	208.0	2:08.093	21	1:19.960	231.2	41.256	210.9	2:01.216
7	1:24.879	218.1		44.272	207.2	2:09.151	22	1:21.412	231.2	41.097	210.1	2:02.509
8	1:22.321	222.2		43.891	207.6	2:06.212	23	1:19.494	227.8	41.195	209.3	2:00.689
9	1:22.837	209.7		46.491	208.8	2:09.328	24	1:19.954	228.3	41.307	211.7	2:01.261
10	1:24.201	219.5		43.560	208.8	2:07.761	25	1:21.700	216.8	42.841	210.5	2:04.541
11	1:22.640	219.5		43.987	206.5	2:06.627	26	1:19.668	227.8	41.481	209.3	2:01.149
12	1:22.893	213.8		45.146	175.3	2:08.039	27	1:20.376	229.7	41.267	207.6	2:01.643
13	1:25.402	222.6		50.761		2:16.163 Pit	28	1:20.763	226.4	41.373	212.1	2:02.136
14	2:52.399	221.3		42.341	212.1	3:34.740	29	1:20.867	227.8	41.592	209.3	2:02.459
15	1:21.180	230.7		41.667	211.7	2:02.847						



Weather / Track : Sun / Dry



Circuit Length - 5.793 kilometres
Monza
Monza

Printed at 12:09, Sunday, 24 June, 2007

© MST Systems Ltd, 2005 (www.mstworld.com)

Page 17

2007 FIA GT3 European Championship

Race 1 - Sector Analysis Report

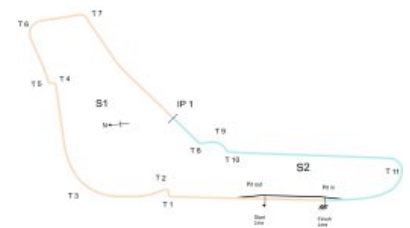
Lap	S1 Time	S1 Spd	S2 Time	S2 Spd	Lap Time	Pit	Lap	S1 Time	S1 Spd	S2 Time	S2 Spd	Lap Time	Pit
50 AUTOGT RACING FRA Morgan Aero V8 M													
1	1:41.055	198.5	44.094	210.9	2:25.149		16	1:21.233	228.8	43.223	214.7	2:04.456	
2	1:26.173	199.2	43.604	222.2	2:09.777		17	1:28.336	234.2	45.659	214.7	2:13.995	
3	1:23.159	206.5	42.871	219.9	2:06.030		18	1:24.422	229.2	43.381	213.4	2:07.803	
4	1:21.253	205.3	43.110	219.5	2:04.363		19	1:21.433	219.9	43.817	215.1	2:05.250	
5	1:24.353	200.3	42.610	219.9	2:06.963		20	1:22.308	238.4	43.169	215.5	2:05.477	
6	1:22.827	185.8	43.676	219.5	2:06.503		21	1:20.102	217.3	43.730	217.7	2:03.832	
7	1:21.529	209.3	43.202	219.5	2:04.731		22	1:20.076	236.8	43.194	215.1	2:03.270	
8	1:21.670	220.4	42.294	218.6	2:03.964		23	1:19.429	233.7	42.492	216.0	2:01.921	
9	1:26.106	188.4	43.084	219.5	2:09.190		24	1:18.650	238.9	41.792	219.0	2:00.442	
10	1:22.616	204.5	42.686	219.9	2:05.302		25	1:18.053	240.5	41.915	218.6	1:59.968	
11	1:27.258	184.6	44.699	219.5	2:11.957		26	1:18.987	232.2	41.657	216.8	2:00.644	
12	1:21.746	209.7	55.701		2:17.447	Pit	27	1:18.942	232.2	42.828	216.8	2:01.770	
13	3:02.108	214.7	44.452	211.7	3:46.560		28	1:19.751	233.7	42.757	213.8	2:02.508	
14	1:22.544	223.6	45.683	202.2	2:08.227		29	1:20.662	229.7	43.149	201.4	2:03.811	
15	1:22.732	227.8	43.650	211.3	2:06.382								



Weather / Track : Sun / Dry

Printed at 12:09, Sunday, 24 June, 2007

© MST Systems Ltd, 2005 (www.mstworld.com)



Circuit Length - 5.793 kilometres

Monza

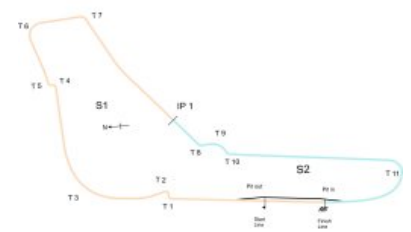
Monza

2007 FIA GT3 European Championship Race 1 - Best Sector Speeds Report

SECTOR 1					SECTOR 2				
POS	NO	NAME	SPEED	LAP	NO	NAME	SPEED	LAP	
1	8	RPM	258.3	6	18	MARTINI CAL	236.8	24	
2	18	MARTINI CAL	258.3	23	16	MARTINI CAL	234.7	19	
3	16	MARTINI CAL	257.7	22	19	RIVERSIDE	234.7	23	
4	44	MATECH RACI	256.5	5	8	RPM	230.7	12	
5	19	RIVERSIDE	255.9	21	32	TEAM BERLAN	230.2	31	
6	43	MATECH RACI	255.9	9	37	KESSEL RACI	229.2	5	
7	5	TRACKSPEED	255.3	27	38	KESSEL RACI	229.2	30	
8	28	DAMAX	254.7	25	43	MATECH RACI	229.2	9	
9	1	TECH9 MOTO	254.1	14	44	MATECH RACI	229.2	2	
10	38	KESSEL RACI	254.1	30	17	MARTINI CAL	228.8	21	
11	2	TECH9 MOTO	253.5	22	1	TECH9 MOTO	228.3	31	
12	3	TECH9 MOTO	253.5	11	28	DAMAX	227.8	3	
13	7	RPM	253.5	15	13	S-BERG RACI	227.3	2	
14	9	RPM	253.5	20	15	S-BERG RACI	227.3	19	
15	15	S-BERG RACI	253.5	22	36	JMB RACING	227.3	9	
16	21	RIVERSIDE	253.5	7	2	TECH9 MOTO	226.8	1	
17	31	TEAM BERLAN	252.9	22	7	RPM	226.8	5	
18	37	KESSEL RACI	252.9	30	25	HEXIS RACIN	226.8	3	
19	6	TRACKSPEED	252.3	24	26	HEXIS RACIN	226.8	21	
20	32	TEAM BERLAN	251.7	17	31	TEAM BERLAN	226.8	18	
21	14	S-BERG RACI	251.1	19	21	RIVERSIDE	226.4	6	
22	36	JMB RACING	251.1	2	24	BMS SCUDERI	226.4	21	
23	40	TOPSPEED RA	250.5	23	3	TECH9 MOTO	225.9	4	
24	13	S-BERG RACI	249.4	21	5	TRACKSPEED	225.9	4	
25	17	MARTINI CAL	249.4	17	14	S-BERG RACI	225.9	2	
26	30	DAMAX	249.4	2	30	DAMAX	225.9	6	
27	27	HEXIS RACIN	248.2	3	39	KESSEL RACI	225.9	1	
28	22	BMS SCUDERI	247.1	2	22	BMS SCUDERI	225.4	2	
29	23	BMS SCUDERI	247.1	11	9	RPM	224.5	16	
30	24	BMS SCUDERI	247.1	22	23	BMS SCUDERI	224.5	18	
31	26	HEXIS RACIN	247.1	21	40	TOPSPEED RA	224.5	29	
32	35	JMB RACING	246.5	10	27	HEXIS RACIN	224.0	11	
33	39	KESSEL RACI	246.5	5	6	TRACKSPEED	223.1	5	
34	25	HEXIS RACIN	246.0	3	35	JMB RACING	223.1	5	
35	34	JMB RACING	245.4	3	34	JMB RACING	222.6	3	
36	50	AUTOGT RACI	240.5	25	50	AUTOGT RACI	222.2	2	
37	49	AUTOGT RACI	231.2	21	49	AUTOGT RACI	212.5	19	



Weather / Track : Sun / Dry



Circuit Length - 5.793 kilometres
Monza
Monza

Printed at 12:10, Sunday, 24 June, 2007

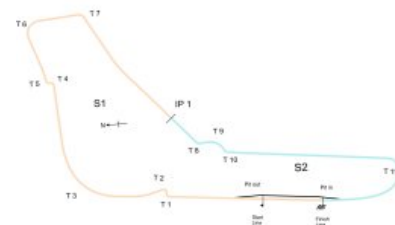
© MST Systems Ltd, 2005 (www.mstworld.com)

Page 1

2007 FIA GT3 European Championship Race 1 - Best Sector Times Report

SECTOR 1			SECTOR 2			IDEAL/BEST LAP COMPARISON				
POS	NO	TIME LAP	NO	TIME LAP	NO	NAME	IDEAL	BEST	LAP	DIFF
1	18	1:13.957 23	19	38.904 23	19	RIVERSIDE	1:52.968	1:53.122	23	+ 0.154
2	19	1:14.064 20	18	39.062 24	18	MARTINI CA	1:53.019	1:53.241	24	+ 0.222
3	38	1:14.211 25	16	39.261 23	38	KESSEL RAC	1:53.511	1:53.685	25	+ 0.174
4	16	1:14.365 22	26	39.270 26	16	MARTINI CA	1:53.626	1:53.895	17	+ 0.269
5	44	1:14.796 5	38	39.300 14	8	RPM	1:54.117	1:54.117	24	+ 0.000
6	8	1:14.808 24	8	39.309 24	43	MATECH RA	1:54.282	1:54.586	28	+ 0.304
7	43	1:14.858 23	43	39.424 25	44	MATECH RA	1:54.371	1:54.918	5	+ 0.547
8	28	1:15.350 21	27	39.441 9	28	DAMAX	1:54.903	1:55.040	14	+ 0.137
9	23	1:15.497 26	23	39.548 28	26	HEXIS RACI	1:54.957	1:55.060	26	+ 0.103
10	9	1:15.540 16	28	39.553 30	23	BMS SCUDE	1:55.045	1:55.219	23	+ 0.174
11	26	1:15.687 25	15	39.574 4	9	RPM	1:55.224	1:55.458	15	+ 0.234
12	15	1:15.703 10	44	39.575 4	15	S-BERG RAC	1:55.277	1:55.341	10	+ 0.064
13	7	1:15.753 26	9	39.684 17	27	HEXIS RACI	1:55.689	1:55.895	9	+ 0.206
14	31	1:15.794 12	17	39.755 12	31	TEAM BERLA	1:55.768	1:55.894	9	+ 0.126
15	1	1:15.865 28	24	39.802 15	24	BMS SCUDE	1:55.794	1:56.068	15	+ 0.274
16	32	1:15.871 21	25	39.903 16	32	TEAM BERLA	1:55.843	1:56.039	20	+ 0.196
17	22	1:15.885 12	32	39.972 31	7	RPM	1:55.928	1:56.312	26	+ 0.384
18	5	1:15.958 6	31	39.974 9	22	BMS SCUDE	1:55.967	1:56.253	12	+ 0.286
19	24	1:15.992 16	36	40.052 15	5	TRACKSPEE	1:56.113	1:56.113	6	+ 0.000
20	2	1:16.022 23	22	40.082 14	17	MARTINI CA	1:56.162	1:57.070	19	+ 0.908
21	27	1:16.248 8	5	40.155 6	1	TECH9 MOT	1:56.437	1:56.722	28	+ 0.285
22	6	1:16.309 22	30	40.159 7	2	TECH9 MOT	1:56.495	1:56.629	23	+ 0.134
23	14	1:16.396 9	7	40.175 17	36	JMB RACING	1:56.520	1:56.795	14	+ 0.275
24	17	1:16.407 18	14	40.277 12	25	HEXIS RACI	1:56.609	1:56.609	16	+ 0.000
25	36	1:16.468 14	21	40.302 8	14	S-BERG RAC	1:56.673	1:56.698	9	+ 0.025
26	37	1:16.470 23	2	40.473 29	6	TRACKSPEE	1:56.819	1:57.089	22	+ 0.270
27	25	1:16.706 16	13	40.475 11	21	RIVERSIDE	1:57.046	1:57.046	8	+ 0.000
28	21	1:16.744 8	6	40.510 25	30	DAMAX	1:57.286	1:57.502	13	+ 0.216
29	13	1:16.879 19	40	40.525 28	13	S-BERG RAC	1:57.354	1:57.682	28	+ 0.328
30	30	1:17.127 13	35	40.568 11	37	KESSEL RAC	1:57.631	1:57.868	23	+ 0.237
31	40	1:17.146 25	1	40.572 17	40	TOPSPEED R	1:57.671	1:57.847	25	+ 0.176
32	3	1:17.384 17	49	41.097 22	35	JMB RACING	1:58.307	1:58.307	11	+ 0.000
33	35	1:17.739 11	37	41.161 30	3	TECH9 MOT	1:58.855	1:59.278	13	+ 0.423
34	50	1:18.053 25	3	41.471 11	50	AUTOGT RA	1:59.710	1:59.968	25	+ 0.258
35	34	1:19.007 3	50	41.657 26	49	AUTOGT RA	2:00.591	2:00.689	23	+ 0.098
36	49	1:19.494 23	34	41.821 3	34	JMB RACING	2:00.828	2:00.828	3	+ 0.000
37	39	1:23.505 6	39	43.066 6	39	KESSEL RAC	2:06.571	2:06.571	6	+ 0.000

'Perfect Lap' - 1:52.861



Circuit Length - 5.793 kilometres
Monza
Monza

Weather / Track : Sun / Dry

Printed at 12:10, Sunday, 24 June, 2007

© MST Systems Ltd, 2005 (www.mstworld.com)

Page 1

2007 FIA GT3 European Championship

LAP CHART - RACE 1

Lap 1			Lap 2			Lap 3			Lap 4			Lap 5		
No	Behind	Laptime	No	Behind	Laptime	No	Behind	Laptime	No	Behind	Laptime	No	Behind	Laptime
23		2:02.787	23		1:57.927	23		1:56.887	23		1:55.954	15		1:56.249
38	0.226	2:03.013	38	0.339	1:58.040	15	0.780	1:57.167	15	0.193	1:55.367	23	1.054	1:57.496
15	0.408	2:03.195	15	0.500	1:58.019	38	1.061	1:57.609	38	1.237	1:56.130	38	1.554	1:56.759
8	0.895	2:03.682	8	0.977	1:58.009	8	1.324	1:57.234	8	1.658	1:56.288	8	1.880	1:56.664
5	1.696	2:04.483	5	1.825	1:58.056	5	2.081	1:57.143	5	2.989	1:56.862	5	3.071	1:56.524
18	2.148	2:04.935	18	3.105	1:58.884	18	2.354	1:56.136	18	3.141	1:56.741	18	3.234	1:56.535
31	2.283	2:05.070	31	3.653	1:59.297	31	3.584	1:56.818	31	4.299	1:56.669	31	4.823	1:56.966
27	3.225	2:06.012	27	4.294	1:58.996	27	4.355	1:56.948	27	6.933	1:58.532	27	6.998	1:56.507
39	6.350	2:09.137	1	7.606	1:58.518	1	8.826	1:58.107	1	10.095	1:57.223	1	11.812	1:58.159
34	6.934	2:09.721	30	10.796	2:01.403	36	12.134	1:58.067	36	14.368	1:58.188	36	16.266	1:58.340
1	7.015	2:09.802	34	10.877	2:01.870	30	12.498	1:58.589	22	18.070	1:59.581	22	19.276	1:57.648
32	7.254	2:10.041	36	10.954	2:01.441	14	14.240	1:59.688	7	21.708	2:01.515	7	24.711	1:59.445
30	7.320	2:10.107	22	11.159	2:01.427	22	14.443	2:00.171	28	22.194	2:01.580	28	24.839	1:59.087
36	7.440	2:10.227	14	11.439	2:00.764	34	14.818	2:00.828	2	22.273	2:01.841	25	24.986	1:59.115
22	7.659	2:10.446	7	12.671	2:02.047	7	16.147	2:00.363	25	22.313	2:01.466	2	27.482	2:01.651
7	8.551	2:11.338	2	12.969	2:01.791	2	16.386	2:00.304	37	25.233	2:01.053	14	29.416	1:59.176
14	8.602	2:11.389	28	13.878	2:01.194	28	16.568	1:59.577	13	26.131	2:00.283	19	30.362	1:59.850
2	9.105	2:11.892	25	14.757	2:01.461	25	16.801	1:58.931	14	26.682	2:08.396	37	30.761	2:01.970
28	10.611	2:13.398	37	17.150	2:03.111	37	20.134	1:59.871	19	26.954	1:58.240	13	30.964	2:01.275
25	11.223	2:14.010	6	17.386	2:02.655	13	21.802	2:01.104	30	30.678	2:14.134	16	37.307	2:02.068
37	11.966	2:14.753	13	17.585	2:02.769	19	24.668	2:01.304	16	31.681	2:02.547	43	37.858	2:01.344
16	12.192	2:14.979	16	19.559	2:05.294	16	25.088	2:02.416	26	31.988	2:01.833	6	38.194	2:02.419
6	12.658	2:15.445	9	20.024	2:04.435	9	25.574	2:02.437	6	32.217	2:01.372	26	38.456	2:02.910
13	12.743	2:15.530	19	20.251	2:03.316	26	26.109	2:02.090	9	32.337	2:02.717	9	39.130	2:03.235
9	13.516	2:16.303	26	20.906	2:03.111	40	26.606	2:00.315	40	32.534	2:01.882	24	39.766	2:02.762
19	14.862	2:17.649	40	23.178	2:03.095	6	26.799	2:06.300	43	32.956	2:01.239	40	40.039	2:03.947
26	15.722	2:18.509	43	24.163	2:04.980	43	27.671	2:00.395	24	33.446	2:00.748	3	41.697	2:02.766
43	17.110	2:19.897	24	26.344	2:06.155	24	28.652	1:59.195	3	35.373	2:00.101	35	41.996	2:00.415
40	18.010	2:20.797	3	26.995	2:03.746	3	31.226	2:01.118	35	38.023	2:01.743	32	43.528	1:57.572
24	18.116	2:20.903	35	27.408	2:05.877	35	32.234	2:01.713	32	42.398	1:58.468	30	44.105	2:09.869
35	19.458	2:22.245	32	29.680	2:20.353	32	39.884	2:07.091	50	51.764	2:04.363	39	2 LAPS	6:03.388P
3	21.176	2:23.963	49	33.925	2:09.645	50	43.355	2:06.030	17	52.501	2:03.482	44	2 LAPS	1:55.456
49	22.207	2:24.994	50	34.212	2:09.777	17	44.973	2:02.275	44	2 LAPS	1:57.826	17	58.490	2:02.431
50	22.362	2:25.149	39	35.323	2:26.900P	49	46.436	2:09.398	49	59.553	2:09.071	50	1:02.285	2:06.963
17	32.489	2:35.276	17	39.585	2:05.023	44	2 LAPS	6:48.413				49	1:10.715	2:07.604

Weather / Track : Sun / Dry

www.mstworld.com

Page 1 of 7

Monza
Circuit Length = 5.7930 km.
Start: 11:03 End: 12:04

Printed - 12:09 Sunday, 24 June 2007

2007 FIA GT3 European Championship

LAP CHART - RACE 1

(contd.)

Lap 6			Lap 7			Lap 8			Lap 9			Lap 10		
No	Behind	Laptime	No	Behind	Laptime	No	Behind	Laptime	No	Behind	Laptime	No	Behind	Laptime
15		1:55.742	15		1:56.468	15		1:55.636	15		1:55.387	15		1:55.341
23	1.117	1:55.805	23	1.431	1:56.782	38	1.840	1:55.730	38	1.277	1:54.824	38	0.635	1:54.699
38	1.439	1:55.627	38	1.746	1:56.775	8	2.424	1:56.022	8	1.689	1:54.652	8	1.276	1:54.928
8	2.079	1:55.941	8	2.038	1:56.427	23	3.114	1:57.319	23	3.162	1:55.435	18	2.135	1:54.057
5	3.442	1:56.113	18	2.744	1:55.515	18	3.411	1:56.303	18	3.419	1:55.395	23	3.449	1:55.628
18	3.697	1:56.205	5	3.991	1:57.017	5	4.999	1:56.644	5	5.966	1:56.354	49	1 LAP	2:09.328
31	5.659	1:56.578	31	5.354	1:56.163	31	6.132	1:56.414	31	6.639	1:55.894	5	7.566	1:56.941
27	7.836	1:56.580	27	7.886	1:56.518	27	8.225	1:55.975	27	8.733	1:55.895	31	7.718	1:56.420
1	15.265	1:59.195	1	16.599	1:57.802	1	19.004	1:58.041	1	21.385	1:57.768	27	9.698	1:56.306
36	18.177	1:57.653	36	18.880	1:57.171	36	20.170	1:56.926	36	21.642	1:56.859	36	23.682	1:57.381
22	20.558	1:57.024	22	22.972	1:58.882	22	25.238	1:57.902	22	27.871	1:58.020	1	24.508	1:58.464
28	28.852	1:59.755	28	29.301	1:56.917	28	30.837	1:57.172	28	31.674	1:56.224	22	29.746	1:57.216
25	29.395	2:00.151	7	34.385	2:01.015	19	37.280	1:58.162	19	38.362	1:56.469	28	33.865	1:57.532
7	29.838	2:00.869	25	34.520	2:01.593	14	38.177	1:58.009	14	39.488	1:56.698	19	40.130	1:57.109
2	31.293	1:59.553	19	34.754	1:57.903	7	39.624	2:00.875	7	43.093	1:58.856	14	41.240	1:57.093
14	32.122	1:58.448	2	35.796	2:00.971	25	39.762	2:00.878	25	43.931	1:59.556	7	46.218	1:58.466
19	33.319	1:58.699	14	35.804	2:00.150	2	40.796	2:00.636	37	46.094	1:59.859	25	46.524	1:57.934
37	34.088	1:59.069	37	37.405	1:59.785	37	41.622	1:59.853	2	48.255	2:02.846	24	50.072	1:56.667
6	41.213	1:58.761	6	42.558	1:57.813	6	45.782	1:58.860	24	48.746	1:56.692	37	50.272	1:59.519
16	42.699	2:01.134	16	44.052	1:57.821	16	46.570	1:58.154	6	48.791	1:58.396	2	52.432	1:59.518
26	43.023	2:00.309	24	45.032	1:57.582	24	47.441	1:58.045	16	50.474	1:59.291	6	52.763	1:59.313
9	43.821	2:00.433	26	45.568	1:59.013	26	48.565	1:58.633	26	50.803	1:57.625	16	53.046	1:57.913
24	43.918	1:59.894	9	47.463	2:00.110	32	49.366	1:57.461	32	51.810	1:57.831	26	53.690	1:58.228
40	44.887	2:00.590	32	47.541	1:58.354	9	51.597	1:59.770	9	55.207	1:58.997	32	53.959	1:57.490
32	45.655	1:57.869	40	48.184	1:59.765	40	52.481	1:59.933	44	2 LAPS	1:59.876	44	2 LAPS	1:55.288
3	45.681	1:59.726	3	49.936	2:00.723	44	2 LAPS	1:57.367	30	57.645	1:59.719	9	58.322	1:58.456
35	48.336	2:02.082	30	50.052	1:58.040	30	53.313	1:58.897	40	59.075	2:01.981	40	1:03.909	2:00.175
30	48.480	2:00.117	44	2 LAPS	1:54.918	3	55.750	2:01.450	3	1:00.723	2:00.360	35	1:05.817	1:59.963
43	51.714	2:09.598	35	52.439	2:00.571	35	56.850	2:00.047	35	1:01.195	1:59.732	3	1:06.272	2:00.890
44	2 LAPS	1:56.770	43	55.772	2:00.526	43	58.688	1:58.552	43	1:01.859	1:58.558	43	1:06.277	1:59.759
17	1:06.990	2:04.242	17	1:11.038	2:00.516	17	1:14.836	1:59.434	17	1:18.773	1:59.324	30	1:08.361	2:06.057
50	1:13.046	2:06.503	50	1:21.309	2:04.731	50	1:29.637	2:03.964	13	1:35.206	1:59.963	17	1:22.216	1:58.784
21	5 LAPS	13:03.004	13	1:24.885	2:01.594	13	1:30.630	2:01.381	21	6 LAPS	3:56.767	13	1:38.840	1:58.975
13	1:19.759	2:44.537	21	5 LAPS	2:13.169P	49	1:46.325	2:06.212	50	1:43.440	2:09.190	21	6 LAPS	2:02.350
34	2 LAPS	6:53.587	49	1:35.749	2:09.151							50	1:53.401	2:05.302
49	1:23.066	2:08.093	34	2 LAPS	2:26.924P									

Weather / Track : Sun / Dry

www.mstworld.com

Page 2 of 7

Monza
Circuit Length = 5.7930 km.
Start: 11:03 End: 12:04

Printed - 12:09 Sunday, 24 June 2007

2007 FIA GT3 European Championship

LAP CHART - RACE 1

(contd.)

Lap 11			Lap 12			Lap 13			Lap 14			Lap 15		
No	Behind	Laptime	No	Behind	Laptime	No	Behind	Laptime	No	Behind	Laptime	No	Behind	Laptime
38		1:57.111	38		1:55.229	18		1:55.015	38		1:54.911	8		1:55.496
8	0.298	1:56.768	8	0.304	1:55.235	38	0.430	1:56.024	18	0.422	1:55.763	23	2.127	1:55.570
15	0.577	1:58.323	18	0.579	1:55.183	8	1.546	1:56.836	8	1.306	1:55.101	15	3.135	1:56.036
18	0.625	1:56.236	15	1.600	1:56.252	23	3.060	1:56.245	23	3.359	1:55.640	21	7 LAPS	1:57.046
23	1.292	1:55.589	23	2.409	1:56.346	15	3.645	1:57.639	15	3.901	1:55.597	18	5.121	2:01.501P
31	7.067	1:57.095	31	7.904	1:56.066	5	10.887	1:56.971	21	7 LAPS	2:00.221	27	12.718	1:56.758
5	7.837	1:58.017	5	9.510	1:56.902	27	11.339	1:56.412	27	12.762	1:56.764	19	1 LAP	3:13.789
27	8.833	1:56.881	27	10.521	1:56.917	31	15.358	2:03.048P	5	18.593	2:03.047P	25	1 LAP	3:06.065
49	1 LAP	2:07.761	50	1 LAP	2:11.957	36	27.726	1:57.278	36	29.180	1:56.795	50	2 LAPS	3:46.560
36	23.746	1:57.810	36	26.042	1:57.525	22	32.208	1:57.747	26	1 LAP	3:10.505	26	1 LAP	1:56.711
1	24.915	1:58.153	49	1 LAP	2:06.627	43	1 LAP	3:05.714	22	35.112	1:58.245	7	1 LAP	3:24.658
22	29.031	1:57.031	22	30.055	1:56.253	50	1 LAP	2:17.447P	43	1 LAP	1:57.970	43	1 LAP	1:58.367
28	32.918	1:56.799	1	36.353	2:06.667P	49	1 LAP	2:08.039	16	1 LAP	3:24.791	22	37.449	1:59.139
19	39.357	1:56.973	19	40.996	1:56.868	14	43.831	1:57.140	14	46.711	1:58.221	16	1 LAP	1:54.766
14	40.649	1:57.155	14	42.285	1:56.865	19	52.498	2:07.096P	9	1 LAP	3:27.563	2	1 LAP	3:21.749
7	47.640	1:59.168	28	44.529	2:06.840P	24	52.781	1:56.321	24	53.841	1:56.401	36	41.043	2:08.665
25	47.750	1:58.972	24	52.054	1:57.058	44	2 LAPS	1:56.453	44	2 LAPS	1:55.046	9	1 LAP	1:59.669
24	50.225	1:57.899	25	52.321	1:59.800	32	1:00.264	1:57.703	49	1 LAP	2:16.163P	24	53.107	1:56.068
37	53.132	2:00.606	7	53.842	2:01.431	37	1:01.066	1:59.186	6	1:05.466	1:59.194	14	55.958	2:06.049P
6	54.243	1:59.226	44	2 LAPS	1:56.161	6	1:01.613	1:59.316	32	1:08.819	2:03.896P	44	2 LAPS	2:02.030
2	55.111	2:00.425	37	57.474	1:59.571	25	1:03.029	2:06.302P	37	1:12.729	2:07.004P	6	1:15.492	2:06.828P
32	55.190	1:58.977	6	57.891	1:58.877	7	1:04.190	2:05.942P	40	1:15.694	1:58.639	5	1:26.345	3:04.554
44	2 LAPS	1:55.943	32	58.155	1:58.194	2	1:10.694	2:06.705P	35	1:16.709	1:59.191	40	1:27.117	2:08.225P
16	55.739	2:00.439	2	59.583	1:59.701	40	1:12.396	1:58.932	30	1:26.176	2:05.111P	17	1 LAP	3:41.301
26	56.666	2:00.722	16	1:07.634	2:07.124P	35	1:12.859	1:58.872	31	1:30.049	3:10.032	35	1:30.261	2:10.354P
9	59.260	1:58.684	40	1:09.058	1:58.745	30	1:16.406	1:57.502	3	1:33.035	2:09.083P	31	1:31.461	1:58.214
40	1:05.542	1:59.379	26	1:09.967	2:08.530P	3	1:19.293	1:59.278	1	1:50.501	1:57.024	28	1:50.854	1:55.613
35	1:06.378	1:58.307	35	1:09.581	1:58.432	17	1:37.532	2:07.907P	28	1:52.043	1:55.040	1	1:51.826	1:58.127
3	1:10.140	2:01.614	9	1:10.572	2:06.541P	13	1:45.024	1:58.180	13	1:56.046	2:06.363P			
30	1:10.885	2:00.270	30	1:14.498	1:58.842	1	1:48.818	3:08.059						
43	1:18.050	2:09.519P	3	1:15.609	2:00.698	28	1:52.344	3:03.409						
17	1:22.699	1:58.229	17	1:25.219	1:57.749									
13	1:39.349	1:58.255	13	1:42.438	1:58.318									
21	6 LAPS	2:00.921	21	6 LAPS	2:00.369									

Weather / Track : Sun / Dry

www.mstworld.com

Page 3 of 7

Monza
Circuit Length = 5.7930 km.
Start: 11:03 End: 12:04

Printed - 12:09 Sunday, 24 June 2007

2007 FIA GT3 European Championship

LAP CHART - RACE 1

(contd.)

Lap 16			Lap 17			Lap 18			Lap 19			Lap 20		
No	Behind	Laptime	No	Behind	Laptime	No	Behind	Laptime	No	Behind	Laptime	No	Behind	Laptime
8		1:55.090	8		2:01.312P	22		1:57.531	22		2:05.243P	8		1:55.941
23	3.231	1:56.194	23	4.299	2:02.380P	37	1 LAP	2:00.652	49	2 LAPS	2:02.359	23	3.870	1:57.956
21	7 LAPS	1:58.025	19	1 LAP	1:55.763	2	1 LAP	1:57.925	40	1 LAP	2:00.859	18	5.035	1:53.976
15	10.956	2:02.911P	21	7 LAPS	2:06.027P	9	1 LAP	1:55.784	3	1 LAP	2:01.310	35	1 LAP	2:04.648
19	1 LAP	1:55.838	25	1 LAP	1:56.609	49	2 LAPS	2:01.363	43	1 LAP	2:29.773P	14	1 LAP	1:58.883
27	14.903	1:57.275	27	18.751	2:05.160P	50	2 LAPS	2:04.456	50	2 LAPS	2:13.995	50	2 LAPS	2:07.803
25	1 LAP	1:57.175	32	1 LAP	1:57.290	40	1 LAP	1:58.611	35	1 LAP	2:02.732	5	13.466	1:57.232
32	1 LAP	3:09.237	26	1 LAP	1:56.174	3	1 LAP	1:59.390	8	27.695	1:56.310	17	1 LAP	1:57.070
38	1 LAP	4:23.754P	6	1 LAP	3:13.236	35	1 LAP	2:02.917	23	29.550	1:56.484	31	18.506	1:57.367
26	1 LAP	1:57.236	16	1 LAP	1:54.656	8	36.628	3:11.583	14	1 LAP	2:01.091	43	1 LAP	2:17.935
37	1 LAP	3:15.089	37	1 LAP	2:00.538	14	1 LAP	1:59.950	18	34.695	1:54.071	13	1 LAP	1:57.969
43	1 LAP	1:57.274	7	1 LAP	1:57.077	23	38.309	3:08.965	5	39.870	1:57.199	38	1 LAP	1:56.742
7	1 LAP	1:58.556	43	1 LAP	1:59.243	18	45.867	1:54.311	44	4 LAPS	5:26.380P	28	30.956	1:56.778
16	1 LAP	1:55.918	22	37.424	1:58.199	5	47.914	1:57.007	17	1 LAP	1:57.206	15	31.078	1:58.827
22	40.537	1:58.178	2	1 LAP	1:58.131	17	1 LAP	1:57.142	31	44.775	1:57.002	1	37.835	1:56.732
50	2 LAPS	2:08.227	49	2 LAPS	2:02.847	31	53.016	1:57.479	13	1 LAP	1:59.080	19	42.772	1:53.429
49	2 LAPS	3:34.740	9	1 LAP	1:55.624	13	1 LAP	1:57.939	15	55.887	1:57.234	22	54.044	3:17.680
2	1 LAP	1:58.727	50	2 LAPS	2:06.382	15	1:03.896	1:58.528	38	1 LAP	1:55.550	21	7 LAPS	2:04.011
36	44.933	1:58.980	36	48.094	2:04.473P	38	1 LAP	1:55.778	28	57.814	1:55.167	24	1:06.472	1:57.804
9	1 LAP	1:55.458	40	1 LAP	3:23.243	28	1:07.890	1:55.794	1	1:04.739	1:56.875	32	1:07.493	1:56.039
24	54.534	1:56.517	3	1 LAP	2:00.317	1	1:13.107	1:57.852	19	1:12.979	1:55.111	26	1:07.995	1:55.942
3	1 LAP	3:18.658	24	59.425	2:06.203P	21	7 LAPS	3:39.876	21	7 LAPS	2:04.384	7	1:21.180	1:57.727
5	1:29.432	1:58.177	35	1 LAP	3:26.351	19	1:23.111	1:54.840	24	1:32.304	1:58.939	6	1:23.273	1:58.483
17	1 LAP	2:00.156	14	1 LAP	4:13.513	36	1:37.377	3:24.238	32	1:35.090	1:56.910	36	1:28.234	2:09.433
13	1 LAP	3:28.687	5	1:25.862	1:57.742	24	1:38.608	3:14.138	26	1:35.689	1:56.321	9	1:28.394	1:56.189
18	1:32.886	3:22.855	18	1:26.511	1:54.937	32	1:43.423	1:59.895	16	1:39.403	1:55.813	2	1:29.560	1:58.536
31	1:33.642	1:57.271	17	1 LAP	1:59.025	26	1:44.611	1:58.011	36	1:42.437	2:10.303	16	1:32.744	2:16.977P
28	1:51.259	1:55.495	31	1:30.492	1:58.162	16	1:48.833	1:56.267	7	1:47.089	1:57.147	37	1:34.715	1:59.660
1	1:54.440	1:57.704	13	1 LAP	1:59.392	7	1:55.185	1:57.500	6	1:48.426	1:57.920	40	1:45.858	1:58.181
44	2 LAPS	2:48.973P	15	1:40.323	3:30.679	6	1:55.749	1:59.121	2	1:54.660	1:57.341	49	1 LAP	2:01.517
			38	1 LAP	3:14.518	37	2:02.514	2:01.665	9	1:55.841	1:58.243			
			28	1:47.051	1:57.104	2	2:02.562	1:58.836	37	1:58.691	2:01.420			
			1	1:50.210	1:57.082	9	2:02.841	1:57.265	49	1 LAP	2:02.150			
			19	2:03.226	1:53.883				40	2:11.313	1:58.083			
			25	2:11.582	1:57.249				3	2:19.613	2:00.305			
			32	2:18.483	1:56.341									
			26	2:21.555	1:55.101									
			16	2:27.521	1:53.895									
			6	2:31.583	1:59.257									
			7	2:32.640	1:56.704									
			43	2:34.674	1:57.424									

Weather / Track : Sun / Dry

www.mstworld.com

Page 4 of 7

Monza
Circuit Length = 5.7930 km.
Start: 11:03 End: 12:04

Printed - 12:09 Sunday, 24 June 2007

2007 FIA GT3 European Championship LAP CHART - RACE 1

(contd.)

Lap 21			Lap 22			Lap 23			Lap 24			Lap 25		
No	Behind	Laptime	No	Behind	Laptime	No	Behind	Laptime	No	Behind	Laptime	No	Behind	Laptime
8		1:55.030	8		1:56.327	8		1:54.551	8		1:54.117	18		1:53.467
18	5.194	1:55.189	18	2.704	1:53.837	18	1.497	1:53.344	18	0.621	1:53.241	8	1.464	1:55.552
23	7.391	1:58.551	23	6.465	1:55.401	36	1 LAP	2:10.289	40	1 LAP	2:02.269	40	1 LAP	1:58.295
35	1 LAP	2:02.199	14	1 LAP	1:59.614	49	2 LAPS	2:01.216	23	9.290	1:56.274	23	11.061	1:55.859
14	1 LAP	2:00.017	5	17.885	1:57.965	23	7.133	1:55.219	49	2 LAPS	2:02.509	49	2 LAPS	2:00.689
5	16.247	1:57.811	35	1 LAP	2:03.091	22	1 LAP	2:17.983	36	1 LAP	2:10.495	22	1 LAP	1:57.369
50	2 LAPS	2:05.250	43	1 LAP	1:56.362	5	20.899	1:57.565	22	1 LAP	1:57.581	43	1 LAP	1:55.246
17	1 LAP	1:58.432	31	23.820	1:58.319	43	1 LAP	1:56.174	43	1 LAP	1:54.757	5	27.254	1:57.759
43	1 LAP	1:57.296	17	1 LAP	2:00.038	14	1 LAP	2:00.695	5	23.583	1:56.801	38	1 LAP	1:55.500
31	21.828	1:58.352	13	1 LAP	1:58.058	31	27.324	1:58.055	31	29.546	1:56.339	36	1 LAP	2:09.614
13	1 LAP	1:58.711	38	1 LAP	1:55.204	35	1 LAP	2:02.517	38	1 LAP	1:55.192	13	1 LAP	1:58.435
38	1 LAP	1:55.188	50	2 LAPS	2:05.477	38	1 LAP	1:55.085	14	1 LAP	2:06.201	14	1 LAP	2:00.738
28	31.056	1:55.130	28	31.180	1:56.451	13	1 LAP	1:58.292	13	1 LAP	1:59.116	19	42.781	1:55.542
15	34.226	1:58.178	15	35.338	1:57.439	28	33.246	1:56.617	35	1 LAP	2:04.112	35	1 LAP	2:02.507
1	40.703	1:57.898	19	40.791	1:54.935	50	2 LAPS	2:03.832	19	41.327	1:56.082	15	47.021	1:58.210
19	42.183	1:54.441	1	42.170	1:57.794	15	38.597	1:57.810	15	42.899	1:58.419	28	49.880	2:00.330
21	7 LAPS	2:01.409	21	7 LAPS	2:02.449	19	39.362	1:53.122	28	43.638	2:04.509	1	49.879	1:56.893
32	1:09.139	1:56.676	32	1:09.245	1:56.433	1	44.421	1:56.802	1	47.074	1:56.770	50	2 LAPS	2:01.921
24	1:09.551	1:58.109	26	1:09.477	1:56.051	17	1 LAP	2:41.868P	50	2 LAPS	2:03.270	31	56.706	2:21.248
26	1:09.753	1:56.788	24	1:10.966	1:57.742	26	1:10.954	1:56.028	26	1:12.024	1:55.187	26	1:13.038	1:55.102
7	1:23.210	1:57.060	7	1:24.370	1:57.487	32	1:11.672	1:56.978	24	1:15.753	1:56.404	24	1:18.061	1:56.396
6	1:25.637	1:57.394	6	1:26.399	1:57.089	24	1:13.466	1:57.051	32	1:20.315	2:02.760	32	1:24.049	1:57.822
9	1:29.705	1:56.341	9	1:29.198	1:55.820	21	7 LAPS	2:02.680	21	7 LAPS	2:02.228	7	1:33.174	1:57.400
2	1:32.508	1:57.978	2	1:33.623	1:57.442	7	1:26.592	1:56.773	7	1:29.862	1:57.387	9	1:33.863	1:55.854
37	1:39.977	2:00.292	16	1 LAP	3:57.590	6	1:29.026	1:57.178	9	1:32.097	1:55.901	21	7 LAPS	2:03.089
36	1:43.148	2:09.944	37	1:42.623	1:58.973	9	1:30.313	1:55.666	6	1:33.467	1:58.558	6	1:36.743	1:57.364
22	1:49.498	2:50.484P	40	1:50.909	1:58.095	2	1:35.701	1:56.629	2	1:38.274	1:56.690	16	1 LAP	1:54.308
40	1:49.141	1:58.313				16	1 LAP	1:53.931	16	1 LAP	1:54.150	2	1:41.626	1:57.440
49	1 LAP	2:00.951				37	1:45.940	1:57.868	37	1:50.263	1:58.440			

Weather / Track : Sun / Dry

www.mstworld.com

Page 5 of 7

Monza
Circuit Length = 5.7930 km.
Start: 11:03 End: 12:04

Printed - 12:09 Sunday, 24 June 2007

2007 FIA GT3 European Championship

LAP CHART - RACE 1

(contd.)

Lap 26			Lap 27			Lap 28			Lap 29			Lap 30		
No	Behind	Laptime	No	Behind	Laptime	No	Behind	Laptime	No	Behind	Laptime	No	Behind	Laptime
18		1:54.203	18		1:54.717	18		1:54.895	18		1:56.655	18		1:57.904
37	1 LAP	1:58.370	8	2.534	1:55.194	8	2.917	1:55.278	31	1 LAP	2:16.800	8	3.768	1:59.710
8	2.057	1:54.796	37	1 LAP	2:01.226	37	1 LAP	1:58.966	8	1.962	1:55.700	21	8 LAPS	2:14.538
40	1 LAP	1:57.847	23	13.628	1:55.951	23	14.130	1:55.397	37	1 LAP	1:58.328	23	16.736	2:01.791
23	12.394	1:55.536	40	1 LAP	1:58.581	40	1 LAP	1:58.021	23	12.849	1:55.374	37	1 LAP	2:04.024
43	1 LAP	1:55.008	43	1 LAP	1:55.408	43	1 LAP	1:55.367	40	1 LAP	1:57.855	43	1 LAP	1:55.281
49	2 LAPS	2:01.261	22	1 LAP	1:57.778	38	1 LAP	1:54.208	43	1 LAP	1:54.586	40	1 LAP	1:59.192
22	1 LAP	1:58.008	38	1 LAP	1:54.644	22	1 LAP	1:57.612	38	1 LAP	1:54.091	38	1 LAP	1:54.196
5	30.595	1:57.544	5	33.969	1:58.091	5	37.027	1:57.953	22	1 LAP	1:57.848	31	1 LAP	2:24.243
38	1 LAP	1:53.685	49	2 LAPS	2:04.541	49	2 LAPS	2:01.149	5	37.716	1:57.344	22	1 LAP	1:58.185
13	1 LAP	1:58.280	19	46.296	1:53.837	19	45.435	1:54.034	19	42.429	1:53.649	5	37.549	1:57.737
19	47.176	1:58.598	13	1 LAP	1:58.088	13	1 LAP	1:58.565	49	2 LAPS	2:01.643	19	38.127	1:53.602
14	1 LAP	2:00.330	15	52.124	1:56.966	28	54.351	1:56.094	13	1 LAP	1:57.682	28	50.668	1:55.445
15	49.875	1:57.057	28	53.152	1:55.873	15	54.586	1:57.357	28	53.127	1:55.431	49	2 LAPS	2:02.136
36	1 LAP	2:11.283	14	1 LAP	2:00.449	14	1 LAP	1:58.651	1	1:00.371	1:58.719	1	59.894	1:57.427
28	51.996	1:56.319	1	56.480	1:56.819	1	58.307	1:56.722	50	2 LAPS	2:01.770	26	1:17.249	1:56.916
1	54.378	1:58.702	35	1 LAP	2:02.622	35	1 LAP	2:02.162	35	1 LAP	2:03.094	50	2 LAPS	2:02.508
35	1 LAP	2:03.550	50	2 LAPS	1:59.968	50	2 LAPS	2:00.644	26	1:18.237	1:57.980	35	1 LAP	2:02.943
50	2 LAPS	2:00.442	36	1 LAP	2:11.614	26	1:16.912	1:55.485	24	1:26.168	1:58.178	24	1:26.239	1:57.975
26	1:13.895	1:55.060	26	1:16.322	1:57.144	36	1 LAP	2:09.714	32	1:34.216	1:59.405	32	1:33.261	1:56.949
31	1:16.754	2:14.251	24	1:22.793	1:56.710	24	1:24.645	1:56.747	36	1 LAP	2:09.948	16	1 LAP	1:58.403
24	1:20.800	1:56.942	32	1:29.460	1:57.611	32	1:31.466	1:56.901	16	1 LAP	2:00.716	7	1:46.371	1:59.066
32	1:26.566	1:56.720	31	1:36.689	2:14.652	39	24 LAPS	46:27.693	7	1:45.209	1:58.838	36	1 LAP	2:09.139
7	1:35.283	1:56.312	9	1:38.197	1:56.940	16	1 LAP	1:55.874	9	1:47.459	2:01.963	6	1:48.752	1:57.965
9	1:35.974	1:56.314	7	1:39.939	1:59.373	9	1:42.151	1:58.849	6	1:48.691	1:58.689	2	1:49.468	1:56.913
16	1 LAP	1:54.764	16	1 LAP	1:55.495	7	1:43.026	1:57.982	2	1:50.459	1:57.604			
6	1:40.771	1:58.231	6	1:43.900	1:57.846	6	1:46.657	1:57.652	39	24 LAPS	2:12.873			
21	7 LAPS	2:02.519	2	1:47.361	1:57.912	2	1:49.510	1:57.044						
2	1:44.166	1:56.743	21	7 LAPS	2:01.058	21	7 LAPS	2:00.576						

Weather / Track : Sun / Dry

www.mstworld.com

Page 6 of 7

Monza
Circuit Length = 5.7930 km.
Start: 11:03 End: 12:04

Printed - 12:09 Sunday, 24 June 2007

2007 FIA GT3 European Championship
LAP CHART - RACE 1

(contd.)

Lap 31			Lap 32			Lap 33			Lap 34			Lap 35		
No	Behind	Laptime	No	Behind	Laptime	No	Behind	Laptime	No	Behind	Laptime	No	Behind	Laptime
18		2:01.652												
39	25 LAPS	2:06.571												
8	4.402	2:02.286												
21	8 LAPS	2:00.809												
23	14.192	1:59.108												
37	1 LAP	1:58.500												
43	1 LAP	1:55.938												
38	1 LAP	1:54.357												
40	1 LAP	1:58.522												
22	1 LAP	1:59.957												
19	34.563	1:58.088												
5	34.935	1:59.038												
31	1 LAP	2:11.567												
28	45.973	1:56.957												
49	2 LAPS	2:02.459												
1	55.137	1:56.895												
26	1:14.892	1:59.295												
24	1:23.754	1:59.167												
35	1 LAP	2:02.621												
50	2 LAPS	2:03.811												
32	1:27.956	1:56.347												
16	1 LAP	1:59.090												
7	1:44.230	1:59.511												
6	1:45.364	1:58.264												
36	1 LAP	2:11.912												

Weather / Track : Sun / Dry

www.mstworld.com

Page 7 of 7

Monza
 Circuit Length = 5.7930 km.
 Start: 11:03 End: 12:04

Printed - 12:09 Sunday, 24 June 2007

2007 FIA GT3 European Championship GRID - RACE 2 - AMENDED 3

ROW 18		17	Matzke/Skula	
ROW 17	36	Comar/Rambeaud	50	Sturdza/Laffite
ROW 16	22	Zenere/Maggi	35	Greasley/Walker
ROW 15	49	Laffite/O'Neill	40	Jeannette/Doncker
ROW 14	30	Stanton/Forsten	3	Snowdon/Spooner
ROW 13	37	Kremer/Ioannidis	13	Grobl/Knauss
ROW 12	14	Danis/Kuzminykh	6	O'Mahony/Paillard
ROW 11	27	Coekelbergs/Marchal	2	Keen/Lang
ROW 10	5	O'Young/Williams	51	Scheier/J-F Le Roch
ROW 9	39	Hyman/Warren	1	Ferrier/Quaife
ROW 8	15	Jirik/Janis	44	Campenhoudt/Bera
ROW 7	32	Greenhalgh/Gibson	7	Mortimer/Duqueine
ROW 6	31	Zwart/Zwart	9	Dubulle/Cabannes
ROW 5	34	Daoudi/Khan	26	Makowiecki/Lagniez
ROW 4	23	Frassinetti/Alessi	28	Thompson/Rich
ROW 3	43	Mutsch/Bartek	8	Morris/Ellis
ROW 2	38	Moser/Vannelet	19	Ruffier/Peyrolles
ROW 1	18	Von Gartzen/Pirri	16	Ludwig/Berberich-Martini

POLE

Car 24 removed from back of grid - car will start from pitlane
First driver shown is starting driver

Monza
Circuit Length = 5.7930 km.

Clerk of Course:	Stewards:	Timekeeper:
------------------	-----------	-------------

2007 FIA GT3 European Championship

RACE CLASSIFICATION - RACE 2

POS	NO	CL	NAME	ENTRY	TIME	LAPS	GAP	KPH	BEST
1	18	C	Von Gartzzen/Pirri	Corvette Z06R GT3	1:00:50.770	31		176.78	1:53.367
2	38	F	Moser/Vannalet	Ferrari 430	1:00:51.859	31	1.089	176.72	1:53.791
3	19	C	Ruffier/Peyrolles	Corvette Z06R GT3	1:01:02.730	31	11.960	176.20	1:53.418
4	8	D	Morris/Ellis	Dodge Viper Competition Coupe	1:01:08.838	31	18.068	175.91	1:54.424
5	23	AM	Frassinetti/Alessi	Aston Martin DBRS9	1:01:19.588	31	28.818	175.39	1:54.225
6	32	AS	Greenhalgh/Gibson	Ascari KZ1R GT3	1:02:35.021	31	1:44.251	171.87	1:55.439
7	27	AM	Coekelbergs/Marchal	Aston Martin DBRS9	1:02:36.192	31	1:45.422	171.81	1:56.259
8	24	AM	Sardelli/Seiler	Aston Martin DBRS9	1:02:36.576	31	1:45.806	171.80	1:56.142
9	22	AM	Zenere/Maggi	Aston Martin DBRS9	1:02:40.321	31	1:49.551	171.63	1:56.127
10	2	P	Keen/Lang	Porsche 997 GT3 Cup	1:02:49.473	31	1:58.703	171.21	1:56.783
11	39	F	Hyman/Warren	Ferrari 430	1:03:54.252	31	3:03.482	168.32	1:56.411
12	43	FGT	Mutsch/Bartek	Ford GT	1:00:18.794	30	1 LAP	172.58	1:54.330
13	9	D	Dubrule/Cabannes	Dodge Viper Competition Coupe	1:00:56.627	30	1 LAP	170.79	1:54.865
14	40	FMS	Jeannette/Doncker	Ford Mustang FR500 GT	1:01:17.067	30	1 LAP	169.84	1:57.277
15	7	D	Mortimer/Duqueine	Dodge Viper Competition Coupe	1:01:17.546	30	1 LAP	169.82	1:55.741
16	6	P	O'Mahony/Paillard	Porsche 997 GT3 Cup	1:01:19.324	30	1 LAP	169.74	1:57.597
17	14	L	Danis/Kuzminykh	Lamborghini Gallardo GT3	1:01:33.264	30	1 LAP	169.10	1:56.919
18	37	F	Kremer/Ioannidis	Ferrari 430	1:01:35.969	30	1 LAP	168.97	1:57.574
19	30	AS	Stanton/Forsten	Ascari KZ1R GT3	1:01:36.198	30	1 LAP	168.96	1:57.138
20	15	L	Jirik/Janis	Lamborghini Gallardo GT3	57:58.964	29	2 LAPS	173.52	1:54.942
21	36	F	Comar/Rambeaud	Ferrari 430	1:00:53.672	29	2 LAPS	165.22	1:55.638
22	35	F	Greasley/Walker	Ferrari 430	1:01:07.741	29	2 LAPS	164.59	1:58.177
23	17	C	Matzke/Skula	Corvette Z06R GT3	1:01:12.282	28	3 LAPS	158.70	1:57.168
24	13	L	Grobl/Knauss	Lamborghini Gallardo GT3	54:51.313	27	4 LAPS	170.74	1:56.809
25	50	M	Sturdza/Laffite	Morgan Aero 8 GT3	1:00:31.213	27	4 LAPS	154.76	1:59.818
26	21	C	Charriol/Lacriox-Wasover	Corvette Z06R GT3	48:02.885	23	8 LAPS	165.99	1:57.717
27	16	C	Ludwig/Berberich-Martini	Corvette Z06R GT3	43:21.079	21	10 LAPS	167.94	1:52.966

NOT CLASSIFIED

26	AM	Makowiecki/Lagniez	Aston Martin DBRS9	37:00.306	19	D.N.F.	177.96	1:55.355
51	M	Scheier/J-F Le Roch	Morgan Aero 8	31:46.289	16	D.N.F.	174.45	1:56.633
1	P	Ferrier/Quaife	Porsche 997 GT3 Cup	27:32.960	14	D.N.F.	175.96	1:56.506
49	M	Laffite/O'Neill	Morgan Aero 8 GT3	28:51.444	14	D.N.F.	167.98	2:01.274
34	F	Daoudi/Khan	Ferrari 430	26:08.706	12	D.N.F.	158.82	1:54.952
3	P	Snowdon/Spooner	Porsche 997 GT3 Cup	22:10.447	10	D.N.F.	155.91	1:58.798
28	AS	Thompson/Rich	Ascari KZ1R GT3	25:10.098	10	D.N.F.	137.36	1:55.327
31	AS	Zwart/Zwart	Ascari KZ1R GT3	13:50.486	7	D.N.F.	174.44	1:56.276
44	FGT	Camphenoudt/Bera	Ford GT	2:27.441	1	D.N.F.	133.90	
5	P	O'Young/Williams	Porsche 997 GT3 Cup	3:01.405	1	D.N.F.	108.83	

FASTEST LAP

16	C	Ludwig/Berberich-Martini	Corvette Z06R GT3	1:52.966	10	184.61kph	114.71mph
38	F	Moser/Vannalet	Ferrari 430	1:53.791	10	183.27kph	113.88mph
23	AM	Frassinetti/Alessi	Aston Martin DBRS9	1:54.225	31	182.57kph	113.44mph
43	FGT	Mutsch/Bartek	Ford GT	1:54.330	14	182.40kph	113.34mph
8	D	Morris/Ellis	Dodge Viper Competition Coupe	1:54.424	11	182.25kph	113.25mph
15	L	Jirik/Janis	Lamborghini Gallardo GT3	1:54.942	28	181.43kph	112.74mph
28	AS	Thompson/Rich	Ascari KZ1R GT3	1:55.327	8	180.83kph	112.36mph
1	P	Ferrier/Quaife	Porsche 997 GT3 Cup	1:56.506	4	179.00kph	111.22mph
51	M	Scheier/J-F Le Roch	Morgan Aero 8	1:56.633	11	178.80kph	111.10mph
40	FMS	Jeannette/Doncker	Ford Mustang FR500 GT	1:57.277	7	177.82kph	110.49mph

Weather / Track : Sun / Dry

Circuit Length = 5.7930 km.
Start: 16:30 End: 17:31

Clerk of Course:	Stewards:	Timekeeper:
------------------	-----------	-------------

2007 FIA GT3 European Championship

Race 2 - Sector Analysis Report

Lap S1 Time S1 Spd S2 Time S2 Spd Lap Time Pit Lap S1 Time S1 Spd S2 Time S2 Spd Lap Time Pit

1 TECH9 MOTORSPORT				GBR				Porsche 997 GT3 Cup				P		
1	1:24.122	244.3		41.452	225.9	2:05.574		9	1:16.701	245.4		41.242	224.0	1:57.943
2	1:18.263	246.0		40.559	227.3	1:58.822		10	1:16.305	252.9		40.453	226.4	1:56.758
3	1:16.747	254.7		40.926	226.8	1:57.673		11	1:16.282	251.1		40.533	225.9	1:56.815
4	1:15.945	251.1		40.561	226.8	1:56.506		12	1:16.979	247.1		40.567	225.9	1:57.546
5	1:16.228	254.1		42.956	219.0	1:59.184		13	1:16.752	247.1		40.726	225.0	1:57.478
6	1:16.381	250.0		40.512	226.8	1:56.893		14	1:16.604	248.2		40.845	225.0	1:57.449
7	1:16.329	248.2		40.595	225.4	1:56.924								
8	1:16.373	253.5		41.022	226.4	1:57.395								

2 TECH9 MOTORSPORT				GBR				Porsche 997 GT3 Cup				P		
1	1:24.307	238.4		41.402	225.4	2:05.709		17	1:17.896	250.5		41.065	223.1	1:58.961
2	1:17.429	240.0		40.571	225.9	1:58.000		18	1:18.182	245.4		46.997		2:05.179 Pit
3	1:16.947	243.2		40.784	224.0	1:57.731		19	2:30.523	250.0		41.896	223.1	3:12.419
4	1:16.300	252.9		40.483	224.5	1:56.783		20	1:18.810	246.5		41.584	222.2	2:00.394
5	1:16.136	252.3		41.391	222.6	1:57.527		21	1:18.927	247.7		41.311	221.3	2:00.238
6	1:18.143	250.5		40.511	225.0	1:58.654		22	1:18.902	246.5		41.595	222.2	2:00.497
7	1:17.297	251.1		40.478	224.5	1:57.775		23	1:19.038	246.0		41.790	224.0	2:00.828
8	1:16.404	252.3		40.816	225.4	1:57.220		24	1:18.520	236.3		41.317	223.6	1:59.837
9	1:16.504	250.0		41.143	225.0	1:57.647		25	1:17.966	251.1		41.181	225.0	1:59.147
10	1:16.876	248.2		40.712	223.6	1:57.588		26	1:18.150	252.3		41.476	221.3	1:59.626
11	1:19.731	248.8		40.901	223.6	2:00.632		27	1:18.365	251.1		41.395	222.6	1:59.760
12	1:16.600	249.4		40.676	225.4	1:57.276		28	1:18.138	251.1		41.200	224.5	1:59.338
13	1:16.926	250.5		40.620	224.5	1:57.546		29	1:18.230	248.2		41.460	222.2	1:59.690
14	1:17.029	251.1		40.787	223.6	1:57.816		30	1:18.080	253.5		41.449	225.0	1:59.529
15	1:17.247	249.4		40.935	224.0	1:58.182		31	1:18.009	242.6		41.685	221.3	1:59.694
16	1:17.533	250.5		40.717	224.5	1:58.250								

3 TECH9 MOTORSPORT				GBR				Porsche 997 GT3 Cup				P		
1	1:28.615	224.5		41.947	225.4	2:10.562		7	1:17.139	247.7		42.973	222.2	2:00.112
2	1:20.262	244.8		42.452	223.1	2:02.714		8	1:17.158	247.1		41.640	224.0	1:58.798
3	1:17.935	241.6		42.129	223.1	2:00.064		9	1:17.221	247.1		41.723	223.1	1:58.944
4	1:18.792	243.7		42.523	225.9	2:01.315		10	1:17.609	245.4		41.922	222.6	1:59.531
5	3:11.558	181.8		45.227	218.6	3:56.785								
6	1:19.484	232.2		42.138	224.5	2:01.622								

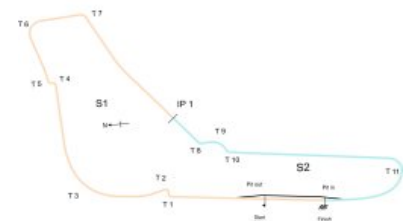
5 TRACKSPEED RACING				GBR				Porsche 997 GT3 Cup				P		
1	1:44.385	138.4		1:17.020		3:01.405	Pit							



Weather / Track : Sun / Dry

Printed at 17:37, Sunday, 24 June, 2007

© MST Systems Ltd, 2005 (www.mstworld.com)



Circuit Length - 5.793 kilometres

Monza
Monza

2007 FIA GT3 European Championship

Race 2 - Sector Analysis Report

Lap S1 Time S1 Spd S2 Time S2 Spd Lap Time Pit Lap S1 Time S1 Spd S2 Time S2 Spd Lap Time Pit

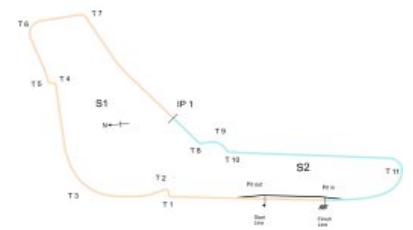
6 TRACKSPEED RACING				GBR Porsche 997 GT3 Cup				P				
1	1:26.168	246.5		41.423	220.8	2:07.591	17	1:19.546	247.1	41.592	221.7	2:01.138
2	1:18.265	250.0		41.137	219.9	1:59.402	18	1:19.555	246.5	41.686	221.7	2:01.241
3	1:18.274	247.1		40.832	220.4	1:59.106	19	1:18.733	240.0	41.799	221.3	2:00.532
4	1:17.628	246.0		40.850	220.8	1:58.478	20	1:18.021	243.7	41.952	220.8	1:59.973
5	1:18.981	251.1		40.591	216.4	1:59.572	21	1:18.305	246.0	41.755	221.3	2:00.060
6	1:18.755	247.7		40.553	220.8	1:59.308	22	1:18.446	219.9	43.049	220.4	2:01.495
7	1:17.173	248.2		40.476	220.8	1:57.649	23	1:19.194	247.7	42.089	220.8	2:01.283
8	1:16.954	248.2		41.245	219.9	1:58.199	24	1:17.580	248.8	41.202	221.7	1:58.782
9	1:16.985	247.7		40.847	221.7	1:57.832	25	1:17.673	249.4	41.544	222.2	1:59.217
10	1:19.589	246.5		42.634	219.9	2:02.223	26	1:18.068	250.0	41.868	219.9	1:59.936
11	1:17.876	247.1		40.677	219.9	1:58.553	27	1:17.156	251.1	41.229	222.6	1:58.385
12	1:19.852	248.2		41.608	222.2	2:01.460	28	1:17.603	247.7	41.263	221.7	1:58.866
13	1:20.065	249.4		40.685	221.3	2:00.750	29	1:17.735	250.0	41.368	220.4	1:59.103
14	1:16.956	248.8		40.641	220.4	1:57.597	30	1:17.623	249.4	41.231	221.3	1:58.854
15	1:17.612	247.1		47.805		2:05.417 Pit						
16	2:35.075	246.5		42.247	216.8	3:17.322						

7 RPM				GBR Dodge Viper Competition Coupe				D				
1	1:23.276	242.1		40.710	223.6	2:03.986	17	1:17.628	245.4	48.599		2:06.227 Pit
2	1:18.352	251.1		40.103	225.4	1:58.455	18	3:05.885	248.8	41.900	223.1	3:47.785
3	1:16.955	250.5		39.958	225.0	1:56.913	19	1:19.253	250.5	41.598	223.1	2:00.851
4	1:16.334	251.7		39.929	224.5	1:56.263	20	1:18.117	248.8	41.840	222.2	1:59.957
5	1:16.009	252.3		39.732	224.5	1:55.741	21	1:18.211	251.7	41.880	222.6	2:00.091
6	1:18.637	234.7		40.254	225.0	1:58.891	22	1:18.043	250.5	41.900	222.2	1:59.943
7	1:16.135	251.7		40.191	225.4	1:56.326	23	1:18.609	251.7	41.503	224.0	2:00.112
8	1:18.292	249.4		40.163	225.4	1:58.455	24	1:17.524	251.7	42.790	224.0	2:00.314
9	1:16.435	248.8		41.335	225.0	1:57.770	25	1:17.809	253.5	42.398	225.0	2:00.207
10	1:17.456	250.5		41.359	225.0	1:58.815	26	1:17.440	243.2	41.166	225.9	1:58.606
11	1:17.260	250.0		41.237	223.6	1:58.497	27	1:18.266	250.5	41.128	225.9	1:59.394
12	1:17.127	250.0		40.317	224.5	1:57.444	28	1:17.047	250.0	41.275	225.0	1:58.322
13	1:16.986	250.5		40.313	224.0	1:57.299	29	1:17.296	250.5	41.110	225.4	1:58.406
14	1:16.529	249.4		40.665	224.5	1:57.194	30	1:18.107	250.5	41.155	225.9	1:59.262
15	1:16.592	250.0		40.525	225.0	1:57.117						
16	1:16.900	248.2		42.003	226.4	1:58.903						



Weather / Track : Sun / Dry

Printed at 17:37, Sunday, 24 June, 2007
© MST Systems Ltd, 2005 (www.mstworld.com)

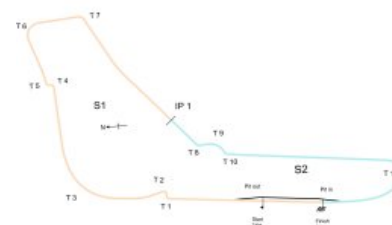


Circuit Length - 5.793 kilometres
Monza
Monza

2007 FIA GT3 European Championship Race 2 - Sector Analysis Report

Lap	S1 Time	S1 Spd	S2 Time	S2 Spd	Lap Time	Pit	Lap	S1 Time	S1 Spd	S2 Time	S2 Spd	Lap Time	Pit
8 RPM GBR Dodge Viper Competition Coupe D													
1	1:19.025	252.9	40.310	227.3	1:59.335		17	2:33.026	255.3	40.176	227.3	3:13.202	
2	1:15.811	255.3	39.875	226.8	1:55.686		18	1:16.087	256.5	39.855	229.7	1:55.942	
3	1:15.171	253.5	39.340	226.8	1:54.511		19	1:15.537	255.3	40.088	228.3	1:55.625	
4	1:15.211	255.3	39.700	227.8	1:54.911		20	1:15.754	257.1	39.808	231.7	1:55.562	
5	1:14.886	253.5	39.665	226.8	1:54.551		21	1:16.656	256.5	39.858	225.4	1:56.514	
6	1:15.698	255.3	39.646	228.3	1:55.344		22	1:15.517	254.7	39.534	227.3	1:55.051	
7	1:15.018	253.5	39.489	227.8	1:54.507		23	1:15.350	255.3	39.736	226.4	1:55.086	
8	1:15.513	254.7	39.702	228.3	1:55.215		24	1:15.831	251.7	39.689	227.8	1:55.520	
9	1:15.017	252.3	40.497	227.8	1:55.514		25	1:15.323	255.9	39.736	226.8	1:55.059	
10	1:15.537	254.7	40.454	226.8	1:55.991		26	1:15.453	257.1	39.702	229.7	1:55.155	
11	1:14.954	254.1	39.470	228.8	1:54.424		27	1:15.409	254.1	40.100	228.3	1:55.509	
12	1:14.984	253.5	39.699	226.8	1:54.683		28	1:15.283	258.9	39.844	229.2	1:55.127	
13	1:15.358	253.5	39.967	224.0	1:55.325		29	1:15.714	247.7	40.457	220.8	1:56.171	
14	1:15.176	254.7	39.519	226.8	1:54.695		30	1:16.345	246.5	40.680	213.0	1:57.025	
15	1:15.472	253.5	39.652	226.8	1:55.124		31	1:18.600	243.2	40.910	213.8	1:59.510	
16	1:16.548	254.1	46.416		2:02.964	Pit							

Lap	S1 Time	S1 Spd	S2 Time	S2 Spd	Lap Time	Pit	Lap	S1 Time	S1 Spd	S2 Time	S2 Spd	Lap Time	Pit
9 RPM GBR Dodge Viper Competition Coupe D													
1	1:22.736	251.1	40.661	222.2	2:03.397		17	1:16.329	246.5	40.878	224.5	1:57.207	
2	1:18.221	250.5	40.169	223.6	1:58.390		18	1:16.391	251.1	47.190		2:03.581	Pit
3	1:16.775	251.1	39.680	223.6	1:56.455		19	2:59.838	242.6	41.486	219.9	3:41.324	
4	1:16.604	250.5	39.645	224.0	1:56.249		20	1:18.096	247.1	40.749	219.5	1:58.845	
5	1:16.018	251.7	39.778	222.6	1:55.796		21	1:17.877	245.4	41.874	219.0	1:59.751	
6	1:18.769	250.0	39.626	222.2	1:58.395		22	1:17.901	247.1	41.155	219.0	1:59.056	
7	1:15.322	250.0	39.656	223.1	1:54.978		23	1:17.825	246.5	40.948	220.4	1:58.773	
8	1:15.324	250.5	39.541	223.6	1:54.865		24	1:17.822	247.7	40.929	220.8	1:58.751	
9	1:16.005	250.5	39.804	223.6	1:55.809		25	1:17.816	247.7	41.097	219.0	1:58.913	
10	1:15.521	250.5	39.478	224.0	1:54.999		26	1:17.704	248.8	41.009	218.6	1:58.713	
11	1:15.870	252.3	39.853	223.6	1:55.723		27	1:17.899	246.0	41.164	218.6	1:59.063	
12	1:16.633	251.1	39.892	220.4	1:56.525		28	1:18.221	247.1	40.900	215.5	1:59.121	
13	1:15.963	251.1	39.586	223.6	1:55.549		29	1:19.331	237.3	41.441	209.7	2:00.772	
14	1:17.351	244.3	39.910	223.6	1:57.261		30	1:21.709	224.5	55.269	57.6	2:16.978	
15	1:15.884	245.4	39.676	223.1	1:55.560								
16	1:16.097	243.7	39.731	224.0	1:55.828								



Circuit Length - 5.793 kilometres
Monza
Monza

Weather / Track : Sun / Dry

Printed at 17:37, Sunday, 24 June, 2007

© MST Systems Ltd, 2005 (www.mstworld.com)

Page 3

2007 FIA GT3 European Championship

Race 2 - Sector Analysis Report

Lap S1 Time S1 Spd S2 Time S2 Spd Lap Time Pit Lap S1 Time S1 Spd S2 Time S2 Spd Lap Time Pit

13 S-BERG RACING				AUT		Lamborghini Gallardo GT3				L		
1	1:27.967	215.1		41.502	226.4	2:09.469	15	1:18.403	249.4	40.318	225.0	1:58.721
2	1:19.068	239.4		40.698	223.6	1:59.766	16	1:16.821	250.5	49.244		2:06.065 Pit
3	1:17.251	246.5		40.599	223.6	1:57.850	17	2:41.090	241.6	41.478	219.0	3:22.568
4	1:17.294	247.1		41.029	224.5	1:58.323	18	1:18.915	241.6	41.102	220.8	2:00.017
5	1:17.245	245.4		40.217	219.9	1:57.462	19	1:18.474	244.8	40.571	221.3	1:59.045
6	1:17.593	244.8		40.513	220.4	1:58.106	20	1:17.305	245.4	40.353	223.1	1:57.658
7	1:16.798	247.7		40.245	221.3	1:57.043	21	1:17.532	244.8	40.679	220.4	1:58.211
8	1:16.614	246.0		40.551	221.3	1:57.165	22	1:17.215	246.0	40.375	224.5	1:57.590
9	1:16.564	246.0		40.477	223.1	1:57.041	23	1:17.790	240.5	40.555	225.9	1:58.345
10	1:16.871	245.4		40.884	220.8	1:57.755	24	1:17.175	245.4	40.071	222.6	1:57.246
11	1:16.275	248.8		40.537	222.2	1:56.812	25	1:17.315	247.7	40.747	221.3	1:58.062
12	1:16.721	242.1		40.463	221.7	1:57.184	26	1:18.286	250.5	41.355	219.9	1:59.641
13	1:16.483	247.7		40.326	222.2	1:56.809	27	1:18.461	248.8	41.201	219.0	1:59.662
14	1:17.493	247.7		40.204	222.2	1:57.697						

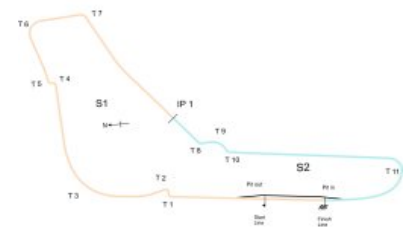
14 S-BERG RACING				AUT		Lamborghini Gallardo GT3				L		
1	1:29.571	231.2		41.947	222.2	2:11.518	17	1:19.409	244.8	40.774	219.5	2:00.183
2	1:18.695	246.0		40.989	223.1	1:59.684	18	1:17.450	243.7	40.863	221.7	1:58.313
3	1:17.984	246.0		40.504	221.3	1:58.488	19	1:17.469	246.0	40.706	220.8	1:58.175
4	1:17.547	247.7		40.738	223.6	1:58.285	20	1:16.765	247.1	41.195	193.5	1:57.960
5	1:17.143	244.8		41.779	209.3	1:58.922	21	1:18.109	248.8	40.684	221.7	1:58.793
6	1:17.489	248.8		40.589	224.5	1:58.078	22	1:17.801	236.3	40.702	221.3	1:58.503
7	1:16.815	248.8		40.414	223.6	1:57.229	23	1:17.984	248.2	40.928	219.5	1:58.912
8	1:17.424	245.4		40.571	222.6	1:57.995	24	1:16.838	236.3	42.849	220.4	1:59.687
9	1:16.552	247.1		40.511	221.3	1:57.063	25	1:17.808	249.4	40.823	221.3	1:58.631
10	1:19.873	243.2		42.615	213.8	2:02.488	26	1:16.630	246.5	40.289	220.8	1:56.919
11	1:18.325	241.0		40.599	226.4	1:58.924	27	1:17.011	247.7	41.002	219.5	1:58.013
12	1:19.245	248.8		41.518	221.7	2:00.763	28	1:18.149	241.0	40.768	213.8	1:58.917
13	1:19.403	247.7		40.468	221.7	1:59.871	29	1:18.760	232.7	41.412	206.8	2:00.172
14	1:17.130	246.0		47.945		2:05.075 Pit	30	1:28.261	180.9	48.710	174.1	2:16.971
15	2:46.529	244.3		41.474	220.4	3:28.003						
16	1:19.320	244.3		41.409	220.4	2:00.729						



Weather / Track : Sun / Dry

Printed at 17:37, Sunday, 24 June, 2007

© MST Systems Ltd, 2005 (www.mstworld.com)



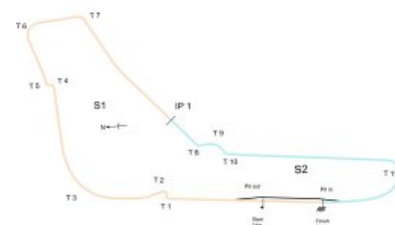
Circuit Length - 5.793 kilometres

Monza
Monza

2007 FIA GT3 European Championship Race 2 - Sector Analysis Report

Lap	S1 Time	S1 Spd	S2 Time	S2 Spd	Lap Time	Pit	Lap	S1 Time	S1 Spd	S2 Time	S2 Spd	Lap Time	Pit
15 S-BERG RACING AUT Lamborghini Gallardo GT3 L													
1	1:23.971	247.1	41.062	225.0	2:05.033		16	1:15.751	248.2	39.383	223.6	1:55.134	
2	1:17.808	249.4	40.438	224.5	1:58.246		17	1:15.856	247.7	39.495	223.6	1:55.351	
3	1:17.193	248.2	39.939	225.4	1:57.132		18	1:17.036	240.0	39.669	224.0	1:56.705	
4	1:15.907	252.9	40.032	226.4	1:55.939		19	1:15.890	248.2	39.654	225.4	1:55.544	
5	1:15.679	254.1	39.940	225.0	1:55.619		20	1:16.174	248.8	39.404	224.5	1:55.578	
6	1:17.610	250.5	40.147	222.6	1:57.757		21	1:15.822	250.0	39.663	223.1	1:55.485	
7	1:15.894	250.5	40.229	224.0	1:56.123		22	1:15.877	247.1	42.852	225.0	1:58.729	
8	1:19.954	250.0	40.438	227.8	2:00.392		23	1:16.826	249.4	40.093	224.0	1:56.919	
9	1:16.211	248.8	41.655	224.5	1:57.866		24	1:16.028	246.0	39.501	224.5	1:55.529	
10	1:16.694	251.1	41.326	225.4	1:58.020		25	1:15.743	250.0	39.571	224.5	1:55.314	
11	1:16.828	251.7	40.530	226.8	1:57.358		26	1:16.000	246.5	39.641	223.6	1:55.641	
12	1:17.289	248.2	40.220	220.8	1:57.509		27	1:16.108	248.8	39.638	225.0	1:55.746	
13	1:16.534	247.7	48.607		2:05.141	Pit	28	1:15.492	251.1	39.450	228.8	1:54.942	
14	2:37.818	249.4	39.670	225.9	3:17.488		29	1:16.670	246.5	40.345	213.8	1:57.015	
15	1:16.157	250.0	39.552	225.0	1:55.709								

Lap	S1 Time	S1 Spd	S2 Time	S2 Spd	Lap Time	Pit	Lap	S1 Time	S1 Spd	S2 Time	S2 Spd	Lap Time	Pit
16 MARTINI CALLAWAY GER Corvette Z06 GT3 C													
1	1:15.997	251.1	39.741	229.7	1:55.738		12	1:13.823	255.3	39.253	230.2	1:53.076	
2	1:15.761	251.7	39.573	230.2	1:55.334		13	1:15.178	254.7	38.817	233.2	1:53.995	
3	1:15.634	252.3	39.331	232.2	1:54.965		14	1:14.174	255.9	39.749	232.2	1:53.923	
4	1:14.668	254.1	39.096	232.2	1:53.764		15	1:14.104	253.5	38.934	232.2	1:53.038	
5	1:14.764	253.5	39.501	232.2	1:54.265		16	1:14.606	253.5	39.299	228.8	1:53.905	
6	1:14.917	253.5	38.939	233.2	1:53.856		17	1:14.460	254.1	39.112	231.7	1:53.572	
7	1:14.423	254.7	39.132	232.2	1:53.555		18	1:17.373	217.3	51.864		2:09.237	Pit
8	1:14.104	254.1	38.984	233.7	1:53.088		19	3:21.438	227.3	44.255	227.3	4:05.693	
9	1:14.251	253.5	40.867	231.2	1:55.118		20	1:17.952	243.2	41.919	223.1	1:59.871	
10	1:13.954	254.1	39.012	234.2	1:52.966		21	1:48.550	170.0	1:00.426		2:48.976	Pit
11	1:13.921	254.7	39.223	233.7	1:53.144								



Circuit Length - 5.793 kilometres

Monza
Monza

Weather / Track : Sun / Dry

Printed at 17:37, Sunday, 24 June, 2007

© MST Systems Ltd, 2005 (www.mstworld.com)

Page 5

2007 FIA GT3 European Championship

Race 2 - Sector Analysis Report

Lap S1 Time S1 Spd S2 Time S2 Spd Lap Time Pit Lap S1 Time S1 Spd S2 Time S2 Spd Lap Time Pit

17 MARTINI CALLAWAY				GER	Corvette Z06 GT3	C						
1	1:38.204	232.2		41.790	223.1	2:19.994	16	1:22.820	210.5	56.043	203.7	2:18.863
2	1:19.535	243.7		41.343	224.5	2:00.878	17	1:26.065	224.5	42.200	225.0	2:08.265
3	1:18.532	242.1		41.645	224.5	2:00.177	18	1:22.814	232.2	51.906		2:14.720 <i>Pit</i>
4	1:17.753	249.4		40.268	225.0	1:58.021	19	2:25.690	229.2	41.123	224.0	3:06.813
5	1:17.338	248.2		40.116	226.8	1:57.454	20	1:20.714	241.0	42.148	215.5	2:02.862
6	1:16.768	249.4		40.400	228.8	1:57.168	21	1:18.257	239.4	40.635	224.5	1:58.892
7	1:17.415	251.7		40.118	226.8	1:57.533	22	1:32.550	233.2	40.909	225.4	2:13.459
8	1:16.436	248.8		41.000	224.5	1:57.436	23	1:19.156	233.7	42.142	209.7	2:01.298
9	1:17.175	246.5		40.702	227.3	1:57.877	24	1:22.092	235.8	42.225	218.6	2:04.317
10	1:16.624	247.1		40.706	226.8	1:57.330	25	1:18.869	233.7	40.568	226.4	1:59.437
11	1:18.830	248.2		40.430	225.0	1:59.260	26	1:19.586	234.7	40.566	225.9	2:00.152
12	1:17.180	249.4		40.336	226.4	1:57.516	27	1:17.906	220.4	40.523	228.3	1:58.429
13	1:17.618	248.8		40.337	226.4	1:57.955	28	1:18.932	238.9	40.749	184.3	1:59.681
14	1:16.645	247.1		46.367		2:03.012 <i>Pit</i>						
15	4:17.352	183.9		46.131	221.7	5:03.483						

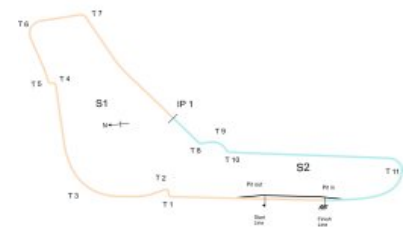
18 MARTINI CALLAWAY				GER	Corvette Z06 GT3	C						
1	1:17.103	251.1		39.830	232.2	1:56.933	17	1:14.470	252.9	39.079	234.2	1:53.549
2	1:15.220	251.1		39.709	232.2	1:54.929	18	1:15.019	251.7	45.934		2:00.953 <i>Pit</i>
3	1:15.350	246.5		39.541	233.7	1:54.891	19	2:41.134	246.5	39.979	231.7	3:21.113
4	1:15.100	252.3		39.013	234.2	1:54.113	20	1:16.440	247.1	40.389	230.7	1:56.829
5	1:14.586	252.3		39.195	234.7	1:53.781	21	1:15.861	250.0	39.639	232.7	1:55.500
6	1:14.675	252.3		39.284	234.7	1:53.959	22	1:15.374	249.4	39.581	232.2	1:54.955
7	1:14.846	254.1		38.903	234.7	1:53.749	23	1:15.188	251.7	39.772	233.2	1:54.960
8	1:14.446	253.5		39.018	235.8	1:53.464	24	1:15.730	251.1	39.742	234.2	1:55.472
9	1:14.038	255.9		39.982	232.7	1:54.020	25	1:16.053	240.5	40.049	234.2	1:56.102
10	1:14.381	253.5		39.142	235.2	1:53.523	26	1:15.818	247.1	40.163	234.2	1:55.981
11	1:14.564	253.5		38.876	234.7	1:53.440	27	1:15.280	248.2	39.593	231.2	1:54.873
12	1:14.021	255.3		39.612	233.2	1:53.633	28	1:15.261	250.5	40.209	232.7	1:55.470
13	1:14.422	257.1		38.945	233.2	1:53.367	29	1:16.138	247.1	39.960	225.9	1:56.098
14	1:15.028	253.5		39.339	233.2	1:54.367	30	1:15.727	247.7	40.462	220.8	1:56.189
15	1:14.366	252.3		39.158	233.2	1:53.524	31	1:16.678	244.3	40.093	229.2	1:56.771
16	1:15.117	246.5		39.145	233.7	1:54.262						



Weather / Track : Sun / Dry

Printed at 17:37, Sunday, 24 June, 2007

© MST Systems Ltd, 2005 (www.mstworld.com)



Circuit Length - 5.793 kilometres

Monza

Monza

2007 FIA GT3 European Championship Race 2 - Sector Analysis Report

Lap	S1 Time	S1 Spd	S2 Time	S2 Spd	Lap Time	Pit	Lap	S1 Time	S1 Spd	S2 Time	S2 Spd	Lap Time	Pit
19 RIVERSIDE FRA Corvette Z06 GT3 C													
1	1:17.745	251.7	39.698	227.8	1:57.443		17	1:14.909	252.9	39.182	230.7	1:54.091	
2	1:15.959	249.4	39.624	228.8	1:55.583		18	1:14.837	254.7	45.793		2:00.630	Pit
3	1:15.341	252.3	39.462	230.7	1:54.803		19	2:39.115	245.4	40.100	227.8	3:19.215	
4	1:14.827	255.3	39.262	231.2	1:54.089		20	1:16.719	233.2	40.073	229.7	1:56.792	
5	1:14.766	253.5	39.349	231.2	1:54.115		21	1:15.676	252.9	39.967	225.4	1:55.643	
6	1:14.690	253.5	38.860	233.2	1:53.550		22	1:16.561	252.3	39.921	227.8	1:56.482	
7	1:14.519	255.3	38.899	233.2	1:53.418		23	1:16.414	250.5	39.667	230.7	1:56.081	
8	1:14.710	255.3	38.903	232.7	1:53.613		24	1:16.290	253.3	40.375	231.2	1:56.665	
9	1:14.351	254.7	40.559	232.2	1:54.910		25	1:16.226	254.7	41.285	230.7	1:57.511	
10	1:14.551	252.9	39.184	232.7	1:53.735		26	1:16.124	252.9	39.751	228.3	1:55.875	
11	1:14.557	253.5	39.136	232.2	1:53.693		27	1:16.443	247.1	39.714	230.2	1:56.157	
12	1:14.513	254.7	39.319	231.7	1:53.832		28	1:15.844	253.5	39.659	231.7	1:55.503	
13	1:14.584	254.1	39.147	232.2	1:53.731		29	1:15.596	252.3	39.669	231.7	1:55.265	
14	1:14.729	253.5	39.570	231.2	1:54.299		30	1:16.504	252.3	39.729	231.2	1:56.233	
15	1:14.994	252.3	39.186	231.7	1:54.180		31	1:16.197	251.7	45.200	121.0	2:01.397	
16	1:14.974	253.5	39.222	231.2	1:54.196								

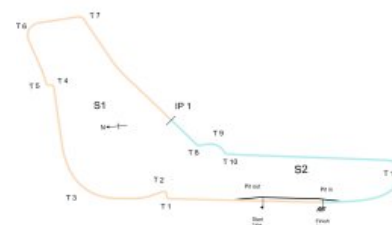
Lap	S1 Time	S1 Spd	S2 Time	S2 Spd	Lap Time	Pit	Lap	S1 Time	S1 Spd	S2 Time	S2 Spd	Lap Time	Pit
21 RIVERSIDE FRA Corvette Z06 GT3 C													
1	1:45.324	200.3	45.506	217.7	2:30.830		13	1:18.311	238.4	41.329	223.6	1:59.640	
2	1:21.312	204.1	43.771	221.7	2:05.083		14	1:17.667	236.3	48.516		2:06.183	Pit
3	1:19.328	219.9	42.471	221.3	2:01.799		15	2:40.536	239.4	42.147	225.4	3:22.683	
4	1:19.581	235.2	42.750	221.7	2:02.331		16	1:17.319	248.2	40.961	225.0	1:58.280	
5	1:19.122	224.0	42.429	221.7	2:01.551		17	1:18.020	248.2	40.681	225.4	1:58.701	
6	1:19.646	228.3	42.161	221.3	2:01.807		18	1:17.994	252.3	40.061	225.4	1:58.055	
7	1:18.952	241.0	41.742	223.6	2:00.694		19	1:17.523	250.0	40.729	224.0	1:58.252	
8	1:18.148	242.1	43.309	219.0	2:01.457		20	1:17.590	248.8	40.524	223.6	1:58.114	
9	1:18.113	228.8	42.356	223.1	2:00.469		21	1:17.446	250.0	40.271	225.0	1:57.717	
10	1:17.991	229.2	42.242	222.6	2:00.233		22	1:18.403	246.5	40.848	225.0	1:59.251	
11	1:17.889	230.7	42.115	219.9	2:00.004		23	1:17.745	242.6	41.933	219.9	1:59.678	
12	1:18.694	212.5	41.379	221.3	2:00.073								



Weather / Track : Sun / Dry

Printed at 17:37, Sunday, 24 June, 2007

© MST Systems Ltd, 2005 (www.mstworld.com)



Circuit Length - 5.793 kilometres

Monza

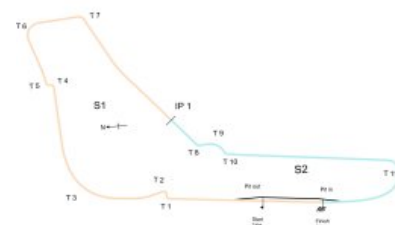
Monza

Page 7

2007 FIA GT3 European Championship Race 2 - Sector Analysis Report

Lap	S1 Time	S1 Spd	S2 Time	S2 Spd	Lap Time	Pit	Lap	S1 Time	S1 Spd	S2 Time	S2 Spd	Lap Time	Pit
22 BMS SCUDERIA ITALIA ITA Aston Martin DBRS9 AM													
1	1:32.758	235.8	41.810	224.5	2:14.568		17	1:16.808	243.7	40.448	223.6	1:57.256	
2	1:18.065	244.3	40.931	224.0	1:58.996		18	1:17.307	243.2	40.627	222.6	1:57.934	
3	1:18.534	242.6	41.377	220.8	1:59.911		19	1:16.755	246.0	40.047	222.2	1:56.802	
4	1:18.785	243.2	41.597	223.1	2:00.382		20	1:16.411	246.5	40.126	222.6	1:56.537	
5	1:20.907	222.6	40.811	224.0	2:01.718		21	1:16.465	244.8	40.413	223.6	1:56.878	
6	1:17.209	244.3	40.631	223.1	1:57.840		22	1:17.201	243.2	40.237	220.4	1:57.438	
7	1:19.307	244.8	40.794	223.6	2:00.101		23	1:16.437	246.0	40.005	221.7	1:56.442	
8	1:17.926	244.3	42.064	222.6	1:59.990		24	1:16.169	244.3	40.029	222.6	1:56.198	
9	1:18.225	239.4	41.763	222.2	1:59.988		25	1:16.801	246.0	40.105	222.2	1:56.906	
10	1:17.766	240.0	41.781	222.2	1:59.547		26	1:16.256	247.7	39.871	223.1	1:56.127	
11	1:18.455	241.0	42.126	217.7	2:00.581		27	1:15.629	247.7	40.742	224.0	1:56.371	
12	1:18.682	238.9	41.261	222.2	1:59.943		28	1:17.614	238.9	40.014	222.6	1:57.628	
13	1:18.337	240.5	41.390	221.3	1:59.727		29	1:16.310	246.0	41.327	224.0	1:57.637	
14	1:18.429	238.9	47.719		2:06.148	Pit	30	1:15.663	247.1	40.812	223.1	1:56.475	
15	2:25.138	243.7	44.031	224.5	3:09.169		31	1:16.354	247.1	40.173	223.6	1:56.527	
16	1:18.029	243.2	40.527	222.2	1:58.556								

Lap	S1 Time	S1 Spd	S2 Time	S2 Spd	Lap Time	Pit	Lap	S1 Time	S1 Spd	S2 Time	S2 Spd	Lap Time	Pit
23 BMS SCUDERIA ITALIA ITA Aston Martin DBRS9 AM													
1	1:21.104	244.8	41.449	221.7	2:02.553		17	1:16.283	244.3	46.459		2:02.742	Pit
2	1:17.171	246.0	41.092	225.0	1:58.263		18	2:26.425	242.6	39.879	222.2	3:06.304	
3	1:16.789	245.4	39.782	222.6	1:56.571		19	1:16.059	244.3	39.740	222.2	1:55.799	
4	1:16.035	246.0	39.847	222.6	1:55.882		20	1:15.196	246.0	39.419	222.2	1:54.615	
5	1:16.047	246.0	39.855	223.1	1:55.902		21	1:15.849	245.4	39.891	222.6	1:55.740	
6	1:16.184	244.8	39.534	221.3	1:55.718		22	1:15.456	246.5	39.434	225.0	1:54.890	
7	1:15.873	244.8	39.467	223.1	1:55.340		23	1:16.846	242.6	39.704	221.7	1:56.550	
8	1:15.856	244.8	39.544	223.6	1:55.400		24	1:16.043	243.2	40.640	215.1	1:56.683	
9	1:16.183	246.0	39.916	223.1	1:56.099		25	1:15.397	243.7	40.430	213.4	1:55.827	
10	1:16.074	246.5	39.829	223.6	1:55.903		26	1:17.046	242.6	41.132	209.3	1:58.178	
11	1:16.001	243.2	39.752	221.3	1:55.753		27	1:17.652	243.2	40.986	205.7	1:58.638	
12	1:16.605	243.2	39.770	221.3	1:56.375		28	1:17.061	244.3	39.288	223.6	1:56.349	
13	1:16.588	242.6	39.621	221.3	1:56.209		29	1:15.338	245.4	39.277	224.0	1:54.615	
14	1:17.083	242.6	39.399	220.8	1:56.482		30	1:15.395	246.0	39.449	224.5	1:54.844	
15	1:16.136	243.7	39.474	221.7	1:55.610		31	1:15.079	247.1	39.146	227.3	1:54.225	
16	1:16.062	244.3	39.467	222.6	1:55.529								



Circuit Length - 5.793 kilometres
Monza
Monza

Weather / Track : Sun / Dry

Printed at 17:37, Sunday, 24 June, 2007

© MST Systems Ltd, 2005 (www.mstworld.com)

Page 8

2007 FIA GT3 European Championship Race 2 - Sector Analysis Report

Lap	S1 Time	S1 Spd	S2 Time	S2 Spd	Lap Time	Pit	Lap	S1 Time	S1 Spd	S2 Time	S2 Spd	Lap Time	Pit
24 BMS SCUDERIA ITALIA ITA Aston Martin DBRS9 AM													
1	1:37.066	225.9	42.038	224.0	2:19.104		17	1:16.135	246.0	40.053	224.0	1:56.188	
2	1:18.130	246.0	41.261	224.0	1:59.391		18	1:16.946	243.2	46.452		2:03.398	Pit
3	1:17.541	244.3	40.115	222.6	1:57.656		19	2:34.634	231.2	41.959	219.9	3:16.593	
4	1:16.741	246.5	41.357	223.6	1:58.098		20	1:18.355	241.6	40.925	221.7	1:59.280	
5	1:20.265	242.1	40.026	222.6	2:00.291		21	1:17.713	244.3	40.789	221.7	1:58.502	
6	1:16.401	243.7	40.501	216.8	1:56.902		22	1:18.229	244.8	42.178	220.8	2:00.407	
7	1:17.542	244.3	39.741	222.2	1:57.283		23	1:16.867	242.1	40.706	223.6	1:57.573	
8	1:16.558	243.7	40.218	222.6	1:56.776		24	1:17.696	243.2	40.623	221.3	1:58.319	
9	1:16.289	243.7	40.131	223.6	1:56.420		25	1:17.197	243.2	40.960	220.8	1:58.157	
10	1:16.290	247.1	41.370	219.0	1:57.660		26	1:17.104	244.3	40.801	221.7	1:57.905	
11	1:16.623	242.6	40.142	221.7	1:56.765		27	1:17.486	241.0	40.616	222.2	1:58.102	
12	1:16.060	242.1	40.082	221.7	1:56.142		28	1:17.099	241.0	40.639	222.6	1:57.738	
13	1:16.022	243.2	40.293	220.8	1:56.315		29	1:16.959	243.2	40.480	222.2	1:57.439	
14	1:16.272	245.4	40.182	221.7	1:56.454		30	1:17.247	242.6	40.627	220.4	1:57.874	
15	1:16.297	244.3	40.240	221.7	1:56.537		31	1:16.859	243.2	41.141	222.6	1:58.000	
16	1:17.880	246.5	41.427	221.3	1:59.307								

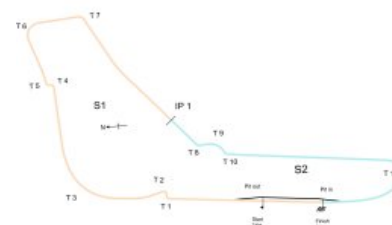
Lap	S1 Time	S1 Spd	S2 Time	S2 Spd	Lap Time	Pit	Lap	S1 Time	S1 Spd	S2 Time	S2 Spd	Lap Time	Pit
26 HEXIS RACING FRA Aston Martin DBRS9 AM													
1	1:22.235	246.5	40.764	223.1	2:02.999		11	1:16.141	244.8	39.823	222.6	1:55.964	
2	1:17.790	244.8	40.157	225.4	1:57.947		12	1:16.369	246.0	39.792	222.6	1:56.161	
3	1:16.927	246.5	39.919	223.6	1:56.846		13	1:16.719	244.8	39.571	222.6	1:56.290	
4	1:15.904	248.2	40.097	221.7	1:56.001		14	1:17.222	245.4	39.517	222.2	1:56.739	
5	1:15.764	248.2	39.866	225.0	1:55.630		15	1:16.368	244.8	39.135	222.6	1:55.503	
6	1:16.126	248.2	39.696	222.6	1:55.822		16	1:15.954	245.4	39.401	224.5	1:55.355	
7	1:15.785	248.2	39.671	224.0	1:55.456		17	1:16.512	246.0	41.987	220.8	1:58.499	
8	1:15.941	245.4	39.447	225.0	1:55.388		18	1:16.379	243.2	39.496	220.8	1:55.875	
9	1:16.084	246.5	39.824	224.5	1:55.908		19	1:15.972	242.1	45.969		2:01.941	Pit
10	1:16.390	244.8	39.592	224.0	1:55.982								



Weather / Track : Sun / Dry

Printed at 17:37, Sunday, 24 June, 2007

© MST Systems Ltd, 2005 (www.mstworld.com)



Circuit Length - 5.793 kilometres

Monza

Monza

Page 9

2007 FIA GT3 European Championship Race 2 - Sector Analysis Report

Lap S1 Time S1 Spd S2 Time S2 Spd Lap Time Pit Lap S1 Time S1 Spd S2 Time S2 Spd Lap Time Pit

27 HEXIS RACING				FRA Aston Martin DBRS9				AM				
1	1:27.834	219.9		41.446	222.2	2:09.280	17	1:16.883	241.6	40.549	219.5	1:57.432
2	1:19.205	244.3		41.568	220.4	2:00.773	18	1:17.072	244.8	40.278	223.6	1:57.350
3	1:18.587	243.7		40.366	222.6	1:58.953	19	1:16.937	243.2	40.200	220.8	1:57.137
4	1:17.204	244.3		40.529	222.2	1:57.733	20	1:16.472	244.3	39.787	221.3	1:56.259
5	1:17.670	228.8		42.617	221.3	2:00.287	21	1:16.936	246.0	39.524	222.6	1:56.460
6	1:18.161	229.2		40.401	220.8	1:58.562	22	1:17.472	248.2	41.146	220.8	1:58.618
7	1:17.130	244.3		40.045	220.4	1:57.175	23	1:16.908	232.2	40.803	219.0	1:57.711
8	1:18.078	243.2		41.174	220.8	1:59.252	24	1:16.650	244.3	39.680	221.3	1:56.330
9	1:17.351	244.3		40.565	223.6	1:57.916	25	1:16.628	243.2	39.766	219.9	1:56.394
10	1:17.986	242.1		42.333	222.2	2:00.319	26	1:17.257	246.5	39.434	224.0	1:56.691
11	1:18.605	225.4		40.659	221.7	1:59.264	27	1:16.975	241.6	40.992	221.7	1:57.967
12	1:18.955	239.4		48.800		2:07.755 Pit	28	1:16.229	243.7	40.101	219.9	1:56.330
13	2:29.101	220.8		41.019	220.4	3:10.120	29	1:16.801	244.3	40.034	222.6	1:56.835
14	1:17.748	244.3		40.641	220.4	1:58.389	30	1:16.941	244.3	40.863	221.3	1:57.804
15	1:17.237	243.2		40.477	219.9	1:57.714	31	1:19.042	247.1	46.559	219.0	2:05.601
16	1:17.499	243.2		40.282	221.7	1:57.781						

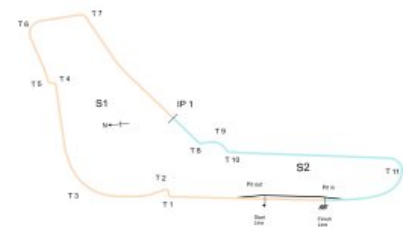
28 DAMAX				GBR Ascari KZ1R				AS				
1	1:20.103	251.1		42.056	222.6	2:02.159	7	1:16.004	250.0	39.456	223.6	1:55.460
2	1:16.897	247.7		40.241	223.1	1:57.138	8	1:15.666	250.5	39.661	223.6	1:55.327
3	1:16.606	248.2		39.703	222.6	1:56.309	9	1:17.237	250.5	40.129	225.9	1:57.366
4	1:16.436	250.0		39.542	223.6	1:55.978	10	1:15.929	251.1	6:22.807		7:38.736 Pit
5	1:16.223	250.5		39.729	222.2	1:55.952						
6	1:16.040	249.4		39.633	222.6	1:55.673						

30 DAMAX				GBR Ascari KZ1R				AS				
1	1:32.568	222.2		44.174	218.6	2:16.742	17	1:17.742	246.5	40.727	220.4	1:58.469
2	1:20.128	234.2		42.652	220.8	2:02.780	18	1:17.580	246.0	40.689	221.3	1:58.269
3	1:19.536	221.7		42.324	220.8	2:01.860	19	1:17.753	247.1	40.658	221.7	1:58.411
4	1:19.481	235.2		41.849	220.4	2:01.330	20	1:17.324	247.7	40.944	220.8	1:58.268
5	1:19.252	222.6		41.318	222.6	2:00.570	21	1:18.117	247.1	41.354	224.0	1:59.471
6	1:18.941	229.2		41.652	221.3	2:00.593	22	1:17.613	249.4	41.805	220.8	1:59.418
7	1:18.590	237.3		42.357	221.3	2:00.947	23	1:17.341	249.4	41.122	224.0	1:58.463
8	1:18.684	238.4		47.130	217.7	2:05.814	24	1:17.720	248.2	40.798	221.7	1:58.518
9	1:20.540	219.9		43.521	217.3	2:04.061	25	1:17.881	250.0	40.786	222.2	1:58.667
10	1:18.641	236.3		42.851	218.1	2:01.492	26	1:16.847	248.8	40.383	221.7	1:57.230
11	1:18.972	235.8		42.035	219.5	2:01.007	27	1:16.894	249.4	40.244	223.1	1:57.138
12	1:18.720	238.9		41.306	220.4	2:00.026	28	1:17.135	247.7	40.644	223.6	1:57.779
13	1:18.874	236.8		50.384		2:09.258 Pit	29	1:16.809	250.0	40.642	220.8	1:57.451
14	2:35.333	246.5		41.754	221.3	3:17.087	30	1:17.104	250.0	40.884	223.1	1:57.988
15	1:18.379	247.1		40.434	222.2	1:58.813						
16	1:17.524	246.0		40.754	221.3	1:58.278						



Weather / Track : Sun / Dry

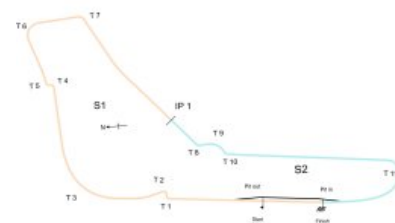
Printed at 17:37, Sunday, 24 June, 2007
© MST Systems Ltd, 2005 (www.mstworld.com)



Circuit Length - 5.793 kilometres
Monza
Monza

2007 FIA GT3 European Championship Race 2 - Sector Analysis Report

Lap	S1 Time	S1 Spd	S2 Time	S2 Spd	Lap Time	Pit	Lap	S1 Time	S1 Spd	S2 Time	S2 Spd	Lap Time	Pit
31 TEAM BERLANGA GBR Ascari KZ1R AS													
1	1:25.211	248.2	41.282	221.7	2:06.493		5	1:16.638	250.0	39.638	226.4	1:56.276	
2	1:18.267	250.0	40.267	225.4	1:58.534		6	1:17.252	249.4	39.939	224.0	1:57.191	
3	1:17.747	246.0	40.149	224.5	1:57.896		7	1:17.192	246.5	40.157	223.1	1:57.349	
4	1:16.844	250.5	39.903	225.4	1:56.747								
32 TEAM BERLANGA GBR Ascari KZ1R AS													
1	1:24.778	245.4	41.382	225.9	2:06.160		17	1:17.995	248.2	41.003	225.9	1:58.998	
2	1:17.911	238.9	40.593	227.8	1:58.504		18	1:18.325	248.8	40.715	225.9	1:59.040	
3	1:16.786	253.5	40.773	227.8	1:57.559		19	1:17.271	249.4	40.773	226.4	1:58.044	
4	1:16.240	252.9	40.179	225.4	1:56.419		20	1:17.354	250.5	40.858	224.0	1:58.212	
5	1:16.593	247.7	40.111	224.0	1:56.704		21	1:17.172	243.7	40.497	226.4	1:57.669	
6	1:16.882	250.5	39.749	227.3	1:56.631		22	1:16.458	251.7	41.173	225.0	1:57.631	
7	1:15.596	249.4	39.843	227.3	1:55.439		23	1:16.929	248.8	40.591	226.8	1:57.520	
8	1:17.832	249.4	39.930	228.8	1:57.762		24	1:16.994	251.7	40.360	226.8	1:57.354	
9	1:16.535	248.2	41.543	227.3	1:58.078		25	1:17.425	250.0	40.725	226.8	1:58.150	
10	1:17.104	252.9	40.391	226.8	1:57.495		26	1:17.407	241.6	40.633	226.8	1:58.040	
11	1:16.190	248.8	39.762	226.8	1:55.952		27	1:17.258	247.7	40.764	226.8	1:58.022	
12	1:17.172	250.5	39.968	225.9	1:57.140		28	1:20.451	219.5	44.014	218.1	2:04.465	
13	1:16.702	250.0	39.805	226.4	1:56.507		29	1:24.097	224.5	44.513	216.8	2:08.610	
14	1:16.028	248.8	39.767	225.9	1:55.795		30	1:19.798	246.0	41.375	227.3	2:01.173	
15	1:16.488	249.4	46.257		2:02.745	Pit	31	1:18.611	250.5	45.578	219.0	2:04.189	
16	2:27.140	242.1	41.874	225.0	3:09.014								
34 JMB RACING FERRARI MON Ferrari 430 Challenge GT3 F													
1	1:22.096	245.4	40.712	222.6	2:02.808		8	1:15.309	247.7	39.643	225.9	1:54.952	
2	1:17.700	246.5	40.022	222.6	1:57.722		9	1:16.400	244.8	40.187	223.1	1:56.587	
3	1:16.061	245.4	39.970	221.7	1:56.031		10	1:16.024	245.4	3:19.801	191.1	4:35.825	
4	1:16.022	245.4	39.652	225.0	1:55.674		11	1:18.489	244.3	40.448	223.6	1:58.937	
5	1:16.052	248.2	39.687	225.0	1:55.739		12	1:16.877	246.0	46.000		2:02.877	Pit
6	1:15.987	247.7	39.825	223.6	1:55.812								
7	1:15.894	248.2	39.848	223.6	1:55.742								



Circuit Length - 5.793 kilometres
Monza
Monza

Weather / Track : Sun / Dry

Printed at 17:37, Sunday, 24 June, 2007

© MST Systems Ltd, 2005 (www.mstworld.com)

Page 11

2007 FIA GT3 European Championship Race 2 - Sector Analysis Report

Lap S1 Time S1 Spd S2 Time S2 Spd Lap Time Pit Lap S1 Time S1 Spd S2 Time S2 Spd Lap Time Pit

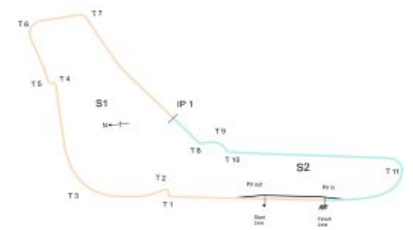
35 JMB RACING FERRARI				MON				Ferrari 430 Challenge GT3				F			
1	1:34.487	222.6		44.202	214.7	2:18.689		16	1:19.756	241.6		42.212	219.5	2:01.968	
2	1:22.642	240.5		43.008	214.2	2:05.650		17	1:19.311	243.2		41.468	219.5	2:00.779	
3	1:20.208	240.5		43.097	217.7	2:03.305		18	1:19.181	242.1		41.419	218.6	2:00.600	
4	1:19.893	241.6		42.758	218.1	2:02.651		19	1:18.841	241.6		41.438	217.7	2:00.279	
5	1:19.366	241.0		42.976	219.0	2:02.342		20	1:18.661	242.6		41.424	217.7	2:00.085	
6	1:19.591	240.5		43.149	219.0	2:02.740		21	1:20.408	242.1		41.002	220.4	2:01.410	
7	1:20.335	238.9		43.001	215.1	2:03.336		22	1:18.442	244.3		40.994	220.4	1:59.436	
8	1:19.588	239.4		45.347	216.0	2:04.935		23	1:18.542	243.7		40.870	221.7	1:59.412	
9	1:20.040	234.2		43.801	216.0	2:03.841		24	1:18.654	244.3		41.113	220.8	1:59.767	
10	1:19.517	240.5		43.076	217.3	2:02.593		25	1:18.932	242.6		41.053	221.7	1:59.985	
11	1:19.886	210.1		44.753	216.0	2:04.639		26	1:17.734	244.3		40.733	221.3	1:58.467	
12	1:20.947	240.0		49.765		2:10.712	Pit	27	1:18.664	242.1		41.125	220.8	1:59.789	
13	3:02.493	237.8		43.044	217.3	3:45.537		28	1:18.353	243.2		41.973	219.0	2:00.326	
14	1:20.657	240.5		50.123	188.8	2:10.780		29	1:17.602	244.3		40.575	221.7	1:58.177	
15	1:22.891	240.5		42.620	217.3	2:05.511									

36 JMB RACING FERRARI				MON				Ferrari 430 Challenge GT3				F			
1	1:38.241	206.8		47.283	214.2	2:25.524		16	1:17.063	247.7		40.173	224.0	1:57.236	
2	1:26.039	210.1		47.093	214.2	2:13.132		17	1:16.907	247.1		39.888	226.8	1:56.795	
3	1:25.965	210.9		46.643	214.7	2:12.608		18	1:16.596	245.4		40.561	225.0	1:57.157	
4	1:24.263	220.4		46.266	216.4	2:10.529		19	1:16.726	250.5		41.017	220.8	1:57.743	
5	1:24.553	213.8		46.231	215.1	2:10.784		20	1:17.471	246.0		40.346	224.0	1:57.817	
6	1:23.670	226.8		45.451	217.3	2:09.121		21	1:16.590	247.1		40.582	223.6	1:57.172	
7	1:25.605	213.4		46.118	216.0	2:11.723		22	1:16.336	248.8		40.007	227.3	1:56.343	
8	1:25.780	217.7		48.067	212.1	2:13.847		23	1:16.781	251.1		40.482	225.9	1:57.263	
9	1:24.664	206.5		47.644	208.8	2:12.308		24	1:16.330	248.8		39.917	226.8	1:56.247	
10	1:26.523	218.6		47.334	208.8	2:13.857		25	1:17.565	248.2		40.207	225.0	1:57.772	
11	1:25.400	217.3		54.269		2:19.669	Pit	26	1:16.008	248.8		39.751	225.9	1:55.759	
12	2:29.028	245.4		41.356	222.6	3:10.384		27	1:16.073	248.8		39.888	225.4	1:55.961	
13	1:17.703	246.0		40.977	223.1	1:58.680		28	1:15.936	250.0		40.021	225.9	1:55.957	
14	1:17.248	246.5		42.378	225.0	1:59.626		29	1:15.989	250.5		39.649	222.2	1:55.638	
15	1:16.600	248.2		40.420	225.4	1:57.020									



Weather / Track : Sun / Dry

Printed at 17:37, Sunday, 24 June, 2007
© MST Systems Ltd, 2005 (www.mstworld.com)

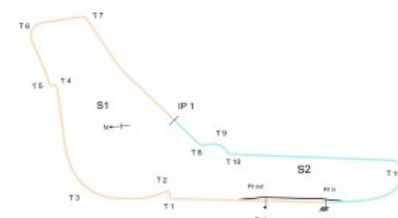


Circuit Length - 5.793 kilometres
Monza
Monza

2007 FIA GT3 European Championship Race 2 - Sector Analysis Report

Lap	S1 Time	S1 Spd	S2 Time	S2 Spd	Lap Time	Pit	Lap	S1 Time	S1 Spd	S2 Time	S2 Spd	Lap Time	Pit
37 KESSEL RACING SUI Ferrari 430 Challenge GT3 F													
1	1:33.386	214.7	44.538	223.6	2:17.924		17	1:17.653	248.2	41.748	223.6	1:59.401	
2	1:20.951	247.1	42.930	225.0	2:03.881		18	1:17.665	251.7	41.740	223.6	1:59.405	
3	1:20.235	246.0	42.494	225.4	2:02.729		19	1:16.997	253.5	41.539	224.5	1:58.536	
4	1:19.067	247.7	42.408	225.0	2:01.475		20	1:19.184	250.0	42.267	225.0	2:01.451	
5	1:18.822	248.2	42.396	224.0	2:01.218		21	1:17.335	251.7	41.334	225.0	1:58.669	
6	1:18.309	249.4	42.241	225.0	2:00.550		22	1:17.683	242.6	41.459	226.8	1:59.142	
7	1:18.406	247.1	42.124	225.0	2:00.530		23	1:16.961	252.3	40.989	225.9	1:57.950	
8	1:18.777	247.7	44.627	225.0	2:03.404		24	1:16.759	250.0	41.263	225.4	1:58.022	
9	1:18.726	245.4	42.436	224.5	2:01.162		25	1:17.076	251.7	41.236	225.4	1:58.312	
10	1:17.990	244.8	42.826	223.1	2:00.816		26	1:17.174	251.1	41.268	226.4	1:58.442	
11	1:18.314	245.4	42.837	221.7	2:01.151		27	1:16.853	251.1	40.749	225.0	1:57.602	
12	1:18.346	248.2	49.491		2:07.837	Pit	28	1:16.637	251.7	40.937	225.4	1:57.574	
13	2:29.414	249.4	42.988	222.6	3:12.402		29	1:16.661	252.3	41.041	226.4	1:57.702	
14	1:18.407	252.3	41.817	225.9	2:00.224		30	1:16.710	251.1	41.304	225.9	1:58.014	
15	1:17.576	249.4	42.399	224.5	1:59.975								
16	1:18.308	248.2	42.161	223.1	2:00.469								

Lap	S1 Time	S1 Spd	S2 Time	S2 Spd	Lap Time	Pit	Lap	S1 Time	S1 Spd	S2 Time	S2 Spd	Lap Time	Pit
38 KESSEL RACING SUI Ferrari 430 Challenge GT3 F													
1	1:18.219	250.0	40.132	223.6	1:58.351		17	1:14.658	251.7	39.300	225.4	1:53.958	
2	1:15.801	249.4	39.883	224.5	1:55.684		18	1:14.943	251.1	45.949		2:00.892	Pit
3	1:15.263	251.1	39.573	226.8	1:54.836		19	2:27.043	249.4	40.878	224.5	3:07.921	
4	1:14.833	252.3	39.430	227.8	1:54.263		20	1:16.585	251.1	40.191	224.5	1:56.776	
5	1:14.847	251.7	39.299	226.4	1:54.146		21	1:16.074	251.7	40.103	222.6	1:56.177	
6	1:14.595	251.1	39.238	226.4	1:53.833		22	1:16.242	250.5	40.493	222.6	1:56.735	
7	1:14.404	251.1	39.522	225.4	1:53.926		23	1:16.249	249.4	40.731	221.7	1:56.980	
8	1:14.890	251.7	39.220	225.9	1:54.110		24	1:16.327	251.1	40.122	224.0	1:56.449	
9	1:14.717	250.0	39.723	224.0	1:54.440		25	1:16.361	251.1	40.107	225.0	1:56.468	
10	1:14.530	250.0	39.261	227.3	1:53.791		26	1:15.903	249.4	40.146	226.8	1:56.049	
11	1:14.761	250.0	39.326	225.4	1:54.087		27	1:16.298	250.0	40.003	224.5	1:56.301	
12	1:15.170	248.8	39.168	226.8	1:54.338		28	1:15.854	250.5	40.125	224.0	1:55.979	
13	1:15.011	250.0	39.379	227.8	1:54.390		29	1:15.897	251.1	39.985	225.9	1:55.882	
14	1:14.569	253.5	39.367	226.4	1:53.936		30	1:15.714	250.0	39.808	224.0	1:55.522	
15	1:14.873	250.5	39.235	224.5	1:54.108		31	1:16.739	243.7	40.132	223.6	1:56.871	
16	1:15.081	248.8	39.579	223.6	1:54.660								



Circuit Length - 5.793 kilometres
Monza
Monza

Weather / Track : Sun / Dry

2007 FIA GT3 European Championship

Race 2 - Sector Analysis Report

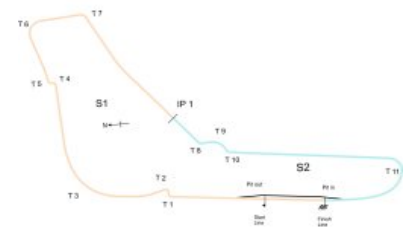
Lap S1 Time S1 Spd S2 Time S2 Spd Lap Time Pit Lap S1 Time S1 Spd S2 Time S2 Spd Lap Time Pit

39 KESSEL RACING				SUI Ferrari 430 Challenge GT3				F				
1	1:27.153	250.0		41.606	221.7	2:08.759	17	1:18.108	250.0	41.207	223.6	1:59.315
2	1:19.364	250.5		40.846	223.1	2:00.210	18	1:17.983	249.4	41.367	224.5	1:59.350
3	1:17.034	250.5		40.828	223.1	1:57.862	19	1:16.967	250.5	41.059	223.6	1:58.026
4	1:17.267	252.9		40.830	225.0	1:58.097	20	1:16.935	249.4	41.144	223.6	1:58.079
5	1:16.734	250.5		40.985	224.5	1:57.719	21	1:16.543	250.5	40.509	223.1	1:57.052
6	1:17.347	250.0		40.630	220.8	1:57.977	22	1:17.118	251.7	40.829	222.6	1:57.947
7	1:16.872	251.7		39.988	223.6	1:56.860	23	1:17.406	250.5	40.564	223.6	1:57.970
8	1:16.211	250.5		40.200	223.6	1:56.411	24	1:16.759	250.0	40.341	222.6	1:57.100
9	1:16.677	250.5		41.193	223.1	1:57.870	25	1:16.602	252.3	40.559	225.0	1:57.161
10	1:17.121	248.2		40.790	223.6	1:57.911	26	1:16.528	251.1	40.702	223.1	1:57.230
11	1:16.244	251.1		40.366	223.6	1:56.610	27	1:15.919	251.1	40.796	224.5	1:56.715
12	1:17.004	250.0		40.331	224.5	1:57.335	28	1:17.566	250.5	40.960	225.4	1:58.526
13	1:16.521	251.1		40.412	223.6	1:56.933	29	1:16.052	250.5	40.528	225.0	1:56.580
14	1:17.255	252.9		40.345	223.6	1:57.600	30	1:16.896	244.8	41.448	226.4	1:58.344
15	1:17.913	251.7		47.647		2:05.560 Pit	31	1:21.106	228.3	1:43.136		3:04.242 Pit
16	2:54.930	248.2		41.971	221.3	3:36.901						

40 TOPSPEED RACING				GER Ford Mustang FR500 GT				FMS				
1	1:28.952	214.2		41.869	225.4	2:10.821	17	2:36.086	242.6	42.758	219.9	3:18.844
2	1:18.523	245.4		40.987	224.5	1:59.510	18	1:18.784	241.0	41.426	219.9	2:00.210
3	1:17.497	248.8		40.785	222.6	1:58.282	19	1:19.394	240.0	41.549	222.2	2:00.943
4	1:17.093	247.1		40.677	224.0	1:57.770	20	1:18.655	245.4	41.027	220.8	1:59.682
5	1:18.094	237.8		41.479	224.0	1:59.573	21	1:18.162	246.5	41.022	220.8	1:59.184
6	1:17.891	247.7		40.388	224.0	1:58.279	22	1:18.398	243.7	40.993	220.4	1:59.391
7	1:16.970	250.0		40.307	223.6	1:57.277	23	1:17.960	246.0	40.907	221.7	1:58.867
8	1:18.869	247.7		40.868	223.6	1:59.737	24	1:18.212	228.8	42.444	220.8	2:00.656
9	1:17.460	247.7		40.837	222.2	1:58.297	25	1:18.179	245.4	41.118	222.2	1:59.297
10	1:17.812	244.8		42.221	219.9	2:00.033	26	1:18.959	242.6	41.067	222.2	2:00.026
11	1:18.277	244.8		40.554	222.2	1:58.831	27	1:18.196	246.0	41.537	223.6	1:59.733
12	1:18.731	246.5		40.893	221.3	1:59.624	28	1:19.524	239.4	41.089	223.1	2:00.613
13	1:17.418	246.5		40.615	221.3	1:58.033	29	1:18.030	245.4	41.537	222.6	1:59.567
14	1:17.257	246.5		40.714	221.7	1:57.971	30	1:18.455	245.4	41.763	217.7	2:00.218
15	1:18.130	246.5		40.527	220.8	1:58.657						
16	1:17.533	232.2		49.608		2:07.141 Pit						



Weather / Track : Sun / Dry



Circuit Length - 5.793 kilometres

Monza
Monza

Printed at 17:37, Sunday, 24 June, 2007

© MST Systems Ltd, 2005 (www.mstworld.com)

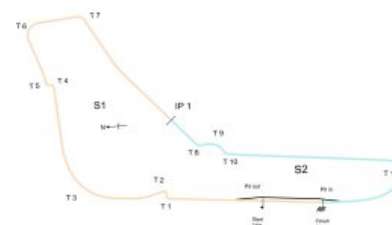
Page 14

2007 FIA GT3 European Championship Race 2 - Sector Analysis Report

Lap	S1 Time	S1 Spd	S2 Time	S2 Spd	Lap Time	Pit	Lap	S1 Time	S1 Spd	S2 Time	S2 Spd	Lap Time	Pit
43 MATECH RACING SUI Ford GT FGT													
1	1:19.394	251.1	40.324	224.5	1:59.718		17	1:15.500	248.2	39.346	225.0	1:54.846	
2	1:16.199	250.0	39.543	225.0	1:55.742		18	1:15.835	250.0	39.822	225.0	1:55.657	
3	1:15.753	250.0	39.276	225.0	1:55.029		19	1:15.759	247.7	46.509		2:02.268	Pit
4	1:15.256	251.7	39.237	227.3	1:54.493		20	2:29.505	247.1	41.840	224.0	3:11.345	
5	1:15.940	250.5	39.465	225.4	1:55.405		21	1:19.472	225.9	42.077	223.6	2:01.549	
6	1:16.053	248.8	39.489	225.9	1:55.542		22	1:18.790	246.0	41.246	223.6	2:00.036	
7	1:15.599	250.5	39.365	226.4	1:54.964		23	1:18.555	228.8	41.357	225.0	1:59.912	
8	1:15.740	250.0	39.113	225.4	1:54.853		24	1:18.303	251.7	40.936	225.0	1:59.239	
9	1:15.499	250.5	40.071	226.4	1:55.570		25	1:18.777	243.7	40.780	225.0	1:59.557	
10	1:15.489	251.1	39.809	226.4	1:55.298		26	1:17.816	250.5	40.660	226.8	1:58.476	
11	1:15.721	249.4	39.425	226.4	1:55.146		27	1:17.241	251.7	40.861	226.8	1:58.102	
12	1:15.345	248.2	39.422	225.4	1:54.767		28	1:17.377	248.2	40.530	226.4	1:57.907	
13	1:15.619	250.5	39.132	225.4	1:54.751		29	1:16.482	250.5	41.331	225.9	1:57.813	
14	1:15.016	250.0	39.314	225.4	1:54.330		30	1:33.254	119.6	1:02.615		2:35.869	Pit
15	1:15.230	252.3	39.583	224.5	1:54.813								
16	1:16.470	251.1	39.327	224.5	1:55.797								

Lap	S1 Time	S1 Spd	S2 Time	S2 Spd	Lap Time	Pit	Lap	S1 Time	S1 Spd	S2 Time	S2 Spd	Lap Time	Pit
44 MATECH RACING SUI Ford GT FGT													
1	1:32.722	208.8	54.719		2:27.441	Pit							

Lap	S1 Time	S1 Spd	S2 Time	S2 Spd	Lap Time	Pit	Lap	S1 Time	S1 Spd	S2 Time	S2 Spd	Lap Time	Pit
49 AUTOGT RACING FRA Morgan Aero V8 M													
1	1:31.221	230.7	42.076	209.7	2:13.297		9	1:20.007	228.3	42.593	208.0	2:02.600	
2	1:20.979	229.7	41.863	209.7	2:02.842		10	1:20.711	225.9	41.575	209.7	2:02.286	
3	1:20.870	230.2	41.178	209.7	2:02.048		11	1:20.012	227.8	41.706	207.6	2:01.718	
4	1:19.991	228.3	42.146	210.1	2:02.137		12	1:19.863	226.8	41.411	208.0	2:01.274	
5	1:21.038	229.7	41.827	210.1	2:02.865		13	1:20.616	228.3	41.281	208.8	2:01.897	
6	1:20.492	228.8	41.575	210.1	2:02.067		14	1:20.225	226.8	49.209		2:09.434	Pit
7	1:20.426	228.3	41.345	210.1	2:01.771								
8	1:20.918	229.2	44.290	210.1	2:05.208								



Circuit Length - 5.793 kilometres
Monza
Monza

Weather / Track : Sun / Dry

Printed at 17:37, Sunday, 24 June, 2007

© MST Systems Ltd, 2005 (www.mstworld.com)

Page 15

2007 FIA GT3 European Championship

Race 2 - Sector Analysis Report

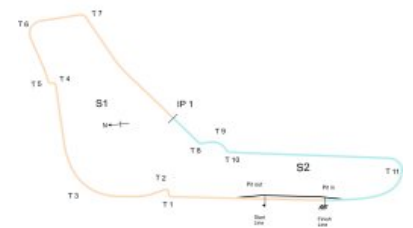
Lap S1 Time S1 Spd S2 Time S2 Spd Lap Time Pit Lap S1 Time S1 Spd S2 Time S2 Spd Lap Time Pit

50 AUTOGT RACING				FRA Morgan Aero V8				M				
1	1:39.310	207.6		45.188	207.2	2:24.498	15	1:23.400	219.5	42.852	218.6	2:06.252
2	1:24.863	225.9		43.694	208.8	2:08.557	16	1:22.518	219.5	42.110	219.5	2:04.628
3	1:22.334	214.2		43.344	211.3	2:05.678	17	1:22.971	225.0	42.113	219.0	2:05.084
4	1:22.043	230.2		54.830		2:16.873 Pit	18	1:23.187	227.8	41.516	219.0	2:04.703
5	3:22.226	220.8		43.295	208.4	4:05.521	19	1:20.132	241.6	41.264	219.9	2:01.396
6	1:22.976	219.0		43.212	213.4	2:06.188	20	1:20.243	234.2	41.399	219.9	2:01.642
7	1:22.253	226.4		44.094	212.1	2:06.347	21	1:18.838	237.3	40.980	220.4	1:59.818
8	1:22.022	233.2		42.541	214.2	2:04.563	22	1:18.749	233.7	41.352	219.5	2:00.101
9	1:20.152	236.3		42.702	214.7	2:02.854	23	1:18.909	233.7	41.359	219.5	2:00.268
10	1:21.965	236.8		42.471	215.5	2:04.436	24	1:19.462	237.8	41.356	219.9	2:00.818
11	1:21.424	236.8		54.579		2:16.003 Pit	25	1:19.232	227.8	41.274	220.4	2:00.506
12	2:54.344	210.1		43.152	218.1	3:37.496	26	1:23.150	199.6	45.333	192.1	2:08.483
13	1:24.420	204.9		44.049	218.6	2:08.469	27	1:24.024	208.0	57.277		2:21.301 Pit
14	1:26.356	225.0		42.374	219.0	2:08.730						

51 AUTOGT RACING				FRA Morgan Aero V8				M				
1	1:27.351	243.2		41.272	220.8	2:08.623	10	1:17.185	241.6	40.723	222.2	1:57.908
2	1:17.383	247.1		41.014	219.5	1:58.397	11	1:16.358	244.8	40.275	223.6	1:56.633
3	1:18.428	244.8		40.613	218.1	1:59.041	12	1:16.738	244.3	40.521	222.2	1:57.259
4	1:17.957	243.7		41.082	223.1	1:59.039	13	1:16.487	244.8	40.488	221.3	1:56.975
5	1:18.604	246.5		40.385	218.1	1:58.989	14	1:17.392	244.8	40.226	220.8	1:57.618
6	1:17.835	242.6		40.078	221.3	1:57.913	15	1:17.489	243.7	40.733	218.6	1:58.222
7	1:16.521	244.3		40.129	221.3	1:56.650	16	1:17.126	247.1	52.108		2:09.234 Pit
8	1:16.313	244.8		40.744	221.7	1:57.057						
9	1:16.504	243.7		40.227	223.6	1:56.731						



Weather / Track : Sun / Dry



Circuit Length - 5.793 kilometres
Monza
Monza

Printed at 17:37, Sunday, 24 June, 2007

© MST Systems Ltd, 2005 (www.mstworld.com)

2007 FIA GT3 European Championship Race 2 - Best Sector Speeds Report

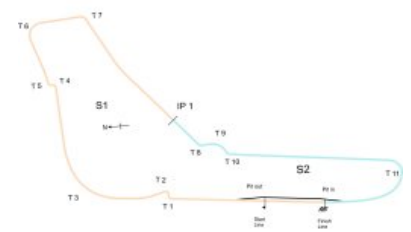
SECTOR 1					SECTOR 2				
POS	NO	NAME	SPEED	LAP	NO	NAME	SPEED	LAP	
1	8	RPM	258.9	28	18	MARTINI CAL	235.8	8	
2	18	MARTINI CAL	257.1	13	16	MARTINI CAL	234.2	10	
3	16	MARTINI CAL	255.9	14	19	RIVERSIDE	233.2	6	
4	19	RIVERSIDE	255.3	4	8	RPM	231.7	20	
5	1	TECH9 MOTO	254.7	3	15	S-BERG RACI	228.8	28	
6	15	S-BERG RACI	254.1	5	17	MARTINI CAL	228.8	6	
7	2	TECH9 MOTO	253.5	30	32	TEAM BERLAN	228.8	8	
8	7	RPM	253.5	25	38	KESSEL RACI	227.8	4	
9	32	TEAM BERLAN	253.5	3	1	TECH9 MOTO	227.3	2	
10	37	KESSEL RACI	253.5	19	23	BMS SCUDERI	227.3	31	
11	38	KESSEL RACI	253.5	14	36	JMB RACING	227.3	22	
12	39	KESSEL RACI	252.9	4	43	MATECH RACI	227.3	4	
13	9	RPM	252.3	11	37	KESSEL RACI	226.8	22	
14	21	RIVERSIDE	252.3	18	7	RPM	226.4	16	
15	43	MATECH RACI	252.3	15	13	S-BERG RACI	226.4	1	
16	17	MARTINI CAL	251.7	7	14	S-BERG RACI	226.4	11	
17	6	TRACKSPEED	251.1	5	31	TEAM BERLAN	226.4	5	
18	28	DAMAX	251.1	1	39	KESSEL RACI	226.4	30	
19	36	JMB RACING	251.1	23	2	TECH9 MOTO	225.9	2	
20	13	S-BERG RACI	250.5	16	3	TECH9 MOTO	225.9	4	
21	31	TEAM BERLAN	250.5	4	28	DAMAX	225.9	9	
22	30	DAMAX	250.0	25	34	JMB RACING	225.9	8	
23	40	TOPSPEED RA	250.0	7	21	RIVERSIDE	225.4	15	
24	14	S-BERG RACI	249.4	25	26	HEXIS RACIN	225.4	2	
25	26	HEXIS RACIN	248.2	4	40	TOPSPEED RA	225.4	1	
26	27	HEXIS RACIN	248.2	22	9	RPM	224.5	17	
27	34	JMB RACING	248.2	5	22	BMS SCUDERI	224.5	1	
28	3	TECH9 MOTO	247.7	7	24	BMS SCUDERI	224.0	1	
29	22	BMS SCUDERI	247.7	26	27	HEXIS RACIN	224.0	26	
30	23	BMS SCUDERI	247.1	31	30	DAMAX	224.0	21	
31	24	BMS SCUDERI	247.1	10	51	AUTOGT RACI	223.6	9	
32	51	AUTOGT RACI	247.1	2	6	TRACKSPEED	222.6	27	
33	35	JMB RACING	244.3	22	35	JMB RACING	221.7	23	
34	50	AUTOGT RACI	241.6	19	50	AUTOGT RACI	220.4	21	
35	49	AUTOGT RACI	230.7	1	49	AUTOGT RACI	210.1	4	
36	44	MATECH RACI	208.8	1					
37	5	TRACKSPEED	138.4	1					



Weather / Track : Sun / Dry

Printed at 17:39, Sunday, 24 June, 2007

© MST Systems Ltd, 2005 (www.mstworld.com)



Circuit Length - 5.793 kilometres

Monza

Monza

Page 1

2007 FIA GT3 European Championship Race 2 - Best Sector Times Report

SECTOR 1				SECTOR 2			IDEAL/BEST LAP COMPARISON					
POS	NO	TIME	LAP	NO	TIME	LAP	NO	NAME	IDEAL	BEST	LAP	DIFF
1	16	1:13.823	12	16	38.817	13	16	MARTINI CA	1:52.640	1:52.966	10	+ 0.326
2	18	1:14.021	12	19	38.860	6	18	MARTINI CA	1:52.897	1:53.367	13	+ 0.470
3	19	1:14.351	9	18	38.876	11	19	RIVERSIDE	1:53.211	1:53.418	7	+ 0.207
4	38	1:14.404	7	43	39.113	8	38	KESSEL RAC	1:53.572	1:53.791	10	+ 0.219
5	8	1:14.886	5	26	39.135	15	43	MATECH RA	1:54.129	1:54.330	14	+ 0.201
6	43	1:15.016	14	23	39.146	31	23	BMS SCUDE	1:54.225	1:54.225	31	+ 0.000
7	23	1:15.079	31	38	39.168	12	8	RPM	1:54.226	1:54.424	11	+ 0.198
8	34	1:15.309	8	8	39.340	3	9	RPM	1:54.800	1:54.865	8	+ 0.065
9	9	1:15.322	7	15	39.383	16	15	S-BERG RAC	1:54.875	1:54.942	28	+ 0.067
10	15	1:15.492	28	27	39.434	26	26	HEXIS RACI	1:54.899	1:55.355	16	+ 0.456
11	32	1:15.596	7	28	39.456	7	34	JMB RACING	1:54.952	1:54.952	8	+ 0.000
12	22	1:15.629	27	9	39.478	10	28	DAMAX	1:55.122	1:55.327	8	+ 0.205
13	28	1:15.666	8	31	39.638	5	32	TEAM BERLA	1:55.345	1:55.439	7	+ 0.094
14	26	1:15.764	5	34	39.643	8	22	BMS SCUDE	1:55.500	1:56.127	26	+ 0.627
15	39	1:15.919	27	36	39.649	29	36	JMB RACING	1:55.585	1:55.638	29	+ 0.053
16	36	1:15.936	28	7	39.732	5	27	HEXIS RACI	1:55.663	1:56.259	20	+ 0.596
17	1	1:15.945	4	24	39.741	7	7	RPM	1:55.741	1:55.741	5	+ 0.000
18	7	1:16.009	5	32	39.749	6	24	BMS SCUDE	1:55.763	1:56.142	12	+ 0.379
19	24	1:16.022	13	22	39.871	26	39	KESSEL RAC	1:55.907	1:56.411	8	+ 0.504
20	2	1:16.136	5	39	39.988	7	31	TEAM BERLA	1:56.276	1:56.276	5	+ 0.000
21	27	1:16.229	28	21	40.061	18	13	S-BERG RAC	1:56.346	1:56.809	13	+ 0.463
22	13	1:16.275	11	13	40.071	24	51	AUTOGT RA	1:56.391	1:56.633	11	+ 0.242
23	51	1:16.313	8	51	40.078	6	1	TECH9 MOT	1:56.398	1:56.506	4	+ 0.108
24	17	1:16.436	8	17	40.116	5	17	MARTINI CA	1:56.552	1:57.168	6	+ 0.616
25	14	1:16.552	9	30	40.244	27	2	TECH9 MOT	1:56.614	1:56.783	4	+ 0.169
26	37	1:16.637	28	14	40.289	26	14	S-BERG RAC	1:56.841	1:56.919	26	+ 0.078
27	31	1:16.638	5	40	40.307	7	30	DAMAX	1:57.053	1:57.138	27	+ 0.085
28	30	1:16.809	29	1	40.453	10	40	TOPSPEED R	1:57.277	1:57.277	7	+ 0.000
29	6	1:16.954	8	6	40.476	7	21	RIVERSIDE	1:57.380	1:57.717	21	+ 0.337
30	40	1:16.970	7	2	40.478	7	37	KESSEL RAC	1:57.386	1:57.574	28	+ 0.188
31	3	1:17.139	7	35	40.575	29	6	TRACKSPEE	1:57.430	1:57.597	14	+ 0.167
32	21	1:17.319	16	37	40.749	27	35	JMB RACING	1:58.177	1:58.177	29	+ 0.000
33	35	1:17.602	29	50	40.980	21	3	TECH9 MOT	1:58.779	1:58.798	8	+ 0.019
34	50	1:18.749	22	49	41.178	3	50	AUTOGT RA	1:59.729	1:59.818	21	+ 0.089
35	49	1:19.863	12	3	41.640	8	49	AUTOGT RA	2:01.041	2:01.274	12	+ 0.233
36	44	1:32.722	1	44	54.719	1	44	MATECH RA	2:27.441	2:27.441	1	+ 0.000
37	5	1:44.385	1	5	1:17.020	1	5	TRACKSPEE	3:01.405	3:01.405	1	+ 0.000

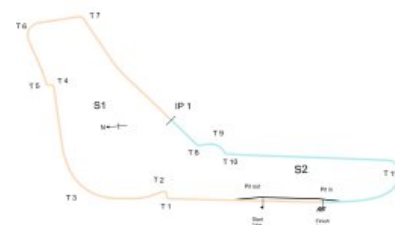
'Perfect Lap' - 1:52.640



Weather / Track : Sun / Dry

Printed at 17:38, Sunday, 24 June, 2007

© MST Systems Ltd, 2005 (www.mstworld.com)



Circuit Length - 5.793 kilometres

Monza

Monza

Page 1

2007 FIA GT3 European Championship LAP CHART - RACE 2

Lap 1			Lap 2			Lap 3			Lap 4			Lap 5		
No	Behind	Laptime	No	Behind	Laptime	No	Behind	Laptime	No	Behind	Laptime	No	Behind	Laptime
16		1:55.738	16		1:55.334	16		1:54.965	16		1:53.764	16		1:54.265
18	1.195	1:56.933	18	0.790	1:54.929	18	0.716	1:54.891	18	1.065	1:54.113	18	0.581	1:53.781
19	1.705	1:57.443	19	1.954	1:55.583	19	1.792	1:54.803	19	2.117	1:54.089	19	1.967	1:54.115
38	2.613	1:58.351	38	2.963	1:55.684	38	2.834	1:54.836	38	3.333	1:54.263	38	3.214	1:54.146
8	3.597	1:59.335	8	3.949	1:55.686	8	3.495	1:54.511	8	4.642	1:54.911	8	4.928	1:54.551
43	3.980	1:59.718	43	4.388	1:55.742	43	4.452	1:55.029	43	5.181	1:54.493	43	6.321	1:55.405
28	6.421	2:02.159	28	8.225	1:57.138	28	9.569	1:56.309	28	11.783	1:55.978	28	13.470	1:55.952
23	6.815	2:02.553	34	9.458	1:57.722	34	10.524	1:56.031	34	12.434	1:55.674	34	13.908	1:55.739
34	7.070	2:02.808	23	9.744	1:58.263	23	11.350	1:56.571	23	13.468	1:55.882	23	15.105	1:55.902
26	7.261	2:02.999	26	9.874	1:57.947	26	11.755	1:56.846	26	13.992	1:56.001	26	15.357	1:55.630
9	7.659	2:03.397	9	10.715	1:58.390	9	12.205	1:56.455	9	14.690	1:56.249	9	16.221	1:55.796
7	8.248	2:03.986	7	11.369	1:58.455	7	13.317	1:56.913	7	15.816	1:56.263	7	17.292	1:55.741
15	9.295	2:05.033	15	12.207	1:58.246	15	14.374	1:57.132	15	16.549	1:55.939	15	17.903	1:55.619
1	9.836	2:05.574	2	12.637	1:58.000	2	15.403	1:57.731	2	18.422	1:56.783	32	21.280	1:56.704
2	9.971	2:05.709	1	13.324	1:58.822	1	16.032	1:57.673	1	18.774	1:56.506	2	21.684	1:57.527
32	10.422	2:06.160	32	13.592	1:58.504	32	16.186	1:57.559	32	18.841	1:56.419	31	21.880	1:56.276
31	10.755	2:06.493	31	13.955	1:58.534	31	16.886	1:57.896	31	19.869	1:56.747	1	23.693	1:59.184
6	11.853	2:07.591	6	15.921	1:59.402	51	20.024	1:59.041	6	24.776	1:58.478	39	28.581	1:57.719
51	12.885	2:08.623	51	15.948	1:58.397	6	20.062	1:59.106	39	25.127	1:58.097	13	28.804	1:57.462
39	13.021	2:08.759	39	17.897	2:00.210	39	20.794	1:57.862	51	25.299	1:59.039	51	30.023	1:58.989
27	13.542	2:09.280	13	18.163	1:59.766	13	21.048	1:57.850	13	25.607	1:58.323	6	30.083	1:59.572
13	13.731	2:09.469	27	18.981	2:00.773	40	22.576	1:58.282	40	26.582	1:57.770	40	31.890	1:59.573
3	14.824	2:10.562	40	19.259	1:59.510	27	22.969	1:58.953	27	26.938	1:57.733	14	32.831	1:58.922
40	15.083	2:10.821	14	20.130	1:59.684	14	23.653	1:58.488	14	28.174	1:58.285	27	32.960	2:00.287
14	15.780	2:11.518	3	22.204	2:02.714	3	27.303	2:00.064	22	34.056	2:00.382	24	40.474	2:00.291
49	17.559	2:13.297	22	22.492	1:58.996	22	27.438	1:59.911	24	34.448	1:58.098	22	41.509	2:01.718
22	18.830	2:14.568	49	25.067	2:02.842	24	30.114	1:57.656	3	34.854	2:01.315	17	42.458	1:57.454
30	21.004	2:16.742	24	27.423	1:59.391	49	32.150	2:02.048	17	39.269	1:58.021	49	49.123	2:02.865
37	22.186	2:17.924	30	28.450	2:02.780	17	35.012	2:00.177	49	40.523	2:02.137	30	49.216	2:00.570
35	22.951	2:18.689	17	29.800	2:00.878	30	35.345	2:01.860	30	42.911	2:01.330	37	53.161	2:01.218
24	23.366	2:19.104	37	30.733	2:03.881	37	38.497	2:02.729	37	46.208	2:01.475	35	58.571	2:02.342
17	24.256	2:19.994	35	33.267	2:05.650	35	41.607	2:03.305	35	50.494	2:02.651	21	1:07.528	2:01.551
50	28.760	2:24.498	50	41.983	2:08.557	21	51.675	2:01.799	21	1:00.242	2:02.331	36	1:38.511	2:10.784
36	29.786	2:25.524	21	44.841	2:05.083	50	52.696	2:05.678	50	1:15.805	2:16.873P			
44	31.703	2:27.441P	36	47.584	2:13.132	36	1:05.227	2:12.608	36	1:21.992	2:10.529			
21	35.092	2:30.830												
5	1:05.667	3:01.405P												

Weather / Track : Sun / Dry

www.mstworld.com

Page 1 of 7

Monza
Circuit Length = 5.7930 km.
Start: 16:30 End: 17:31

Printed - 17:36 Sunday, 24 June 2007

2007 FIA GT3 European Championship

LAP CHART - RACE 2

(contd.)

Lap 6			Lap 7			Lap 8			Lap 9			Lap 10		
No	Behind	Laptime	No	Behind	Laptime	No	Behind	Laptime	No	Behind	Laptime	No	Behind	Laptime
16		1:53.856	16		1:53.555	16		1:53.088	16		1:55.118	16		1:52.966
18	0.684	1:53.959	36	1 LAP	2:09.121	18	1.254	1:53.464	18	0.156	1:54.020	18	0.713	1:53.523
19	1.661	1:53.550	18	0.878	1:53.749	19	2.049	1:53.613	19	1.841	1:54.910	19	2.610	1:53.735
38	3.191	1:53.833	19	1.524	1:53.418	38	4.584	1:54.110	38	3.906	1:54.440	38	4.731	1:53.791
8	6.416	1:55.344	38	3.562	1:53.926	8	9.495	1:55.215	50	2 LAPS	2:06.347	8	12.916	1:55.991
43	8.007	1:55.542	8	7.368	1:54.507	43	11.181	1:54.853	8	9.891	1:55.514	43	13.965	1:55.298
28	15.287	1:55.673	43	9.416	1:54.964	36	1 LAP	2:11.723	43	11.633	1:55.570	50	2 LAPS	2:04.563
34	15.864	1:55.812	28	17.192	1:55.460	28	19.431	1:55.327	34	21.384	1:56.587	23	24.982	1:55.903
23	16.967	1:55.718	34	18.051	1:55.742	34	19.915	1:54.952	28	21.679	1:57.366	26	25.330	1:55.982
26	17.323	1:55.822	23	18.752	1:55.340	23	21.064	1:55.400	23	22.045	1:56.099	9	26.684	1:54.999
9	20.760	1:58.395	26	19.224	1:55.456	26	21.524	1:55.388	26	22.314	1:55.908	32	38.102	1:57.495
15	21.804	1:57.757	9	22.183	1:54.978	9	23.960	1:54.865	9	24.651	1:55.809	7	38.966	1:58.815
7	22.327	1:58.891	15	24.372	1:56.123	7	30.465	1:58.455	7	33.117	1:57.770	15	39.478	1:58.020
32	24.055	1:56.631	7	25.098	1:56.326	32	30.613	1:57.762	32	33.573	1:58.078	1	41.023	1:56.758
31	25.215	1:57.191	32	25.939	1:55.439	15	31.676	2:00.392	15	34.424	1:57.866	2	41.985	1:57.588
2	26.482	1:58.654	31	29.009	1:57.349	1	34.406	1:57.395	1	37.231	1:57.943	39	47.027	1:57.911
1	26.730	1:56.893	1	30.099	1:56.924	2	34.834	1:57.220	2	37.363	1:57.647	13	47.331	1:57.755
39	32.702	1:57.977	2	30.702	1:57.775	39	39.330	1:56.411	36	1 LAP	2:13.847	51	47.699	1:57.908
13	33.054	1:58.106	39	36.007	1:56.860	13	40.619	1:57.165	39	42.082	1:57.870	6	56.711	2:02.223
51	34.080	1:57.913	13	36.542	1:57.043	51	41.144	1:57.057	13	42.542	1:57.041	36	1 LAP	2:12.308
6	35.535	1:59.308	51	37.175	1:56.650	6	44.740	1:58.199	51	42.757	1:56.731	40	56.930	2:00.033
40	36.313	1:58.279	6	39.629	1:57.649	14	45.634	1:57.995	6	47.454	1:57.832	24	56.932	1:57.660
14	37.053	1:58.078	40	40.035	1:57.277	40	46.684	1:59.737	14	47.579	1:57.063	14	57.101	2:02.488
27	37.666	1:58.562	14	40.727	1:57.229	27	47.450	1:59.252	40	49.863	1:58.297	27	57.601	2:00.319
3	1 LAP	3:56.785	27	41.286	1:57.175	24	50.936	1:56.776	27	50.248	1:57.916	17	1:01.219	1:57.330
24	43.520	1:56.902	24	47.248	1:57.283	17	54.096	1:57.436	24	52.238	1:56.420	3	1 LAP	1:58.944
22	45.493	1:57.840	17	49.748	1:57.533	3	1 LAP	2:00.112	17	56.855	1:57.877	22	1:10.392	1:59.547
17	45.770	1:57.168	3	1 LAP	2:01.622	22	58.941	1:59.990	3	1 LAP	1:58.798	37	1:31.040	2:00.816
30	55.953	2:00.593	22	52.039	2:00.101	30	1:16.071	2:05.814	22	1:03.811	1:59.988	30	1:33.540	2:01.492
49	57.334	2:02.067	30	1:03.345	2:00.947	37	1:17.146	2:03.404	37	1:23.190	2:01.162	49	1:34.472	2:02.286
37	59.855	2:00.550	49	1:05.550	2:01.771	49	1:17.670	2:05.208	30	1:25.014	2:04.061	21	1:43.605	2:00.233
35	1:07.455	2:02.740	37	1:06.830	2:00.530	35	1:29.083	2:04.935	49	1:25.152	2:02.600	35	1:47.433	2:02.593
21	1:15.479	2:01.807	35	1:17.236	2:03.336	21	1:30.987	2:01.457	21	1:36.338	2:00.469			
50	1 LAP	4:05.521	21	1:22.618	2:00.694				35	1:37.806	2:03.841			
			50	1 LAP	2:06.188									

Weather / Track : Sun / Dry

www.mstworld.com

Page 2 of 7

Monza
Circuit Length = 5.7930 km.
Start: 16:30 End: 17:31

Printed - 17:36 Sunday, 24 June 2007

2007 FIA GT3 European Championship LAP CHART - RACE 2

(contd.)

Lap 11			Lap 12			Lap 13			Lap 14			Lap 15		
No	Behind	Laptime	No	Behind	Laptime	No	Behind	Laptime	No	Behind	Laptime	No	Behind	Laptime
16		1:53.144	16		1:53.076	16		1:53.995	16		1:53.923	16		1:53.038
18	1.009	1:53.440	18	1.566	1:53.633	18	0.938	1:53.367	18	1.382	1:54.367	18	1.868	1:53.524
19	3.159	1:53.693	19	3.915	1:53.832	21	1 LAP	2:00.073	19	4.027	1:54.299	19	5.169	1:54.180
38	5.674	1:54.087	35	1 LAP	2:04.639	19	3.651	1:53.731	49	1 LAP	2:01.897	38	8.414	1:54.108
8	14.196	1:54.424	38	6.936	1:54.338	38	7.331	1:54.390	38	7.344	1:53.936	8	19.991	1:55.124
43	15.967	1:55.146	8	15.803	1:54.683	8	17.133	1:55.325	30	1 LAP	2:09.258P	43	20.596	1:54.813
50	2 LAPS	2:02.854	43	17.658	1:54.767	43	18.414	1:54.751	21	1 LAP	1:59.640	49	1 LAP	2:09.434P
23	27.591	1:55.753	23	30.890	1:56.375	35	1 LAP	2:10.712P	8	17.905	1:54.695	35	2 LAPS	3:45.537
26	28.150	1:55.964	26	31.235	1:56.161	28	3 LAPS	7:38.736P	43	18.821	1:54.330	21	1 LAP	2:06.183P
9	29.263	1:55.723	9	32.712	1:56.525	23	33.104	1:56.209	23	35.663	1:56.482	15	1 LAP	3:17.488
32	40.910	1:55.952	50	2 LAPS	2:04.436	26	33.530	1:56.290	26	36.346	1:56.739	23	38.235	1:55.610
15	43.692	1:57.358	32	44.974	1:57.140	9	34.266	1:55.549	9	37.604	1:57.261	26	38.811	1:55.503
7	44.319	1:58.497	15	48.125	1:57.509	32	47.486	1:56.507	27	1 LAP	3:10.120	9	40.126	1:55.560
1	44.694	1:56.815	7	48.687	1:57.444	7	51.991	1:57.299	32	49.358	1:55.795	27	1 LAP	1:58.389
2	49.473	2:00.632	1	49.164	1:57.546	1	52.647	1:57.478	7	55.262	1:57.194	50	3 LAPS	3:37.496
39	50.493	1:56.610	2	53.673	1:57.276	2	57.224	1:57.546	1	56.173	1:57.449	32	59.065	2:02.745P
13	50.999	1:56.812	39	54.752	1:57.335	39	57.690	1:56.933	2	1:01.117	1:57.816	7	59.341	1:57.117
51	51.188	1:56.633	13	55.107	1:57.184	13	57.921	1:56.809	39	1:01.367	1:57.600	2	1:06.261	1:58.182
24	1:00.553	1:56.765	51	55.371	1:57.259	50	2 LAPS	2:16.003P	13	1:01.695	1:57.697	51	1:07.230	1:58.222
6	1:02.120	1:58.553	24	1:03.619	1:56.142	51	58.351	1:56.975	51	1:02.046	1:57.618	13	1:07.378	1:58.721
40	1:02.617	1:58.831	40	1:09.165	1:59.624	15	59.271	2:05.141P	36	2 LAPS	3:10.384	24	1:11.969	1:56.537
14	1:02.881	1:58.924	6	1:10.504	2:01.460	24	1:05.939	1:56.315	24	1:08.470	1:56.454	36	2 LAPS	1:58.680
27	1:03.721	1:59.264	14	1:10.568	2:00.763	40	1:13.203	1:58.033	40	1:17.251	1:57.971	39	1:13.889	2:05.560P
17	1:07.335	1:59.260	17	1:11.775	1:57.516	17	1:15.735	1:57.955	37	1 LAP	3:12.402	40	1:22.870	1:58.657
34	1 LAP	4:35.825	34	1 LAP	1:58.937	14	1:16.444	1:59.871	6	1:20.933	1:57.597	37	1 LAP	2:00.224
3	1 LAP	1:59.531	27	1:18.400	2:07.755P	6	1:17.259	2:00.750	17	1:24.824	2:03.012P	6	1:33.312	2:05.417P
36	1 LAP	2:13.857	22	1:24.696	1:59.943	34	1 LAP	2:02.877P	14	1:27.596	2:05.075P	30	1 LAP	3:17.087
22	1:17.829	2:00.581	36	1 LAP	2:19.669P	22	1:30.428	1:59.727	22	1:42.653	2:06.148P			
37	1:39.047	2:01.151	30	1:48.353	2:00.026									
30	1:41.403	2:01.007	49	1:51.244	2:01.274									
49	1:43.046	2:01.718	37	1:53.808	2:07.837P									
21	1:50.465	2:00.004												

Weather / Track : Sun / Dry

www.mstworld.com

Page 3 of 7

Monza
Circuit Length = 5.7930 km.
Start: 16:30 End: 17:31

Printed - 17:36 Sunday, 24 June 2007

2007 FIA GT3 European Championship

LAP CHART - RACE 2

(contd.)

Lap 16			Lap 17			Lap 18			Lap 19			Lap 20		
No	Behind	Laptime	No	Behind	Laptime	No	Behind	Laptime	No	Behind	Laptime	No	Behind	Laptime
16		1:53.905	16		1:53.572	18		2:00.953P	43		2:02.268P	38		1:56.776
18	2.225	1:54.262	18	2.202	1:53.549	19	3.454	2:00.630P	15	1 LAP	1:56.705	18	5.953	1:56.829
19	5.460	1:54.196	19	5.979	1:54.091	16	6.082	2:09.237P	26	21.317	2:01.941P	19	7.472	1:56.792
38	9.169	1:54.660	38	9.555	1:53.958	38	7.292	2:00.892P	13	1 LAP	2:00.017	17	2 LAPS	2:14.720P
43	22.488	1:55.797	32	1 LAP	3:09.014	43	16.264	1:55.657	27	1 LAP	1:57.350	43	17.888	3:11.345
8	29.050	2:02.964P	43	23.762	1:54.846	32	1 LAP	1:58.998	35	2 LAPS	2:00.779	50	3 LAPS	2:05.084
15	1 LAP	1:55.709	15	1 LAP	1:55.134	15	1 LAP	1:55.351	40	1 LAP	2:00.210	37	1 LAP	1:58.536
35	2 LAPS	2:10.780	26	45.188	1:58.499	26	37.908	1:55.875	39	1 LAP	1:59.350	8	20.665	1:55.562
23	39.859	1:55.529	9	45.684	1:57.207	13	1 LAP	3:22.568	7	1 LAP	3:47.785	30	1 LAP	1:58.411
26	40.261	1:55.355	17	2 LAPS	5:03.483	9	46.110	2:03.581P	22	1 LAP	1:57.934	23	30.603	1:54.615
9	42.049	1:55.828	23	49.029	2:02.742P	27	1 LAP	1:57.432	6	1 LAP	2:01.241	21	1 LAP	1:58.252
27	1 LAP	1:57.714	35	2 LAPS	2:05.511	35	2 LAPS	2:01.968	14	1 LAP	1:58.313	16	59.657	1:59.871
50	3 LAPS	2:08.469	27	1 LAP	1:57.781	40	1 LAP	3:18.844	17	2 LAPS	2:08.265	32	59.752	1:58.212
7	1:04.339	1:58.903	6	1 LAP	3:17.322	39	1 LAP	1:59.315	36	2 LAPS	1:56.795	15	1:01.198	1:55.578
22	1 LAP	3:09.169	39	1 LAP	3:36.901	6	1 LAP	2:01.138	38	56.681	3:07.921	9	1:14.290	1:58.845
14	1 LAP	3:28.003	22	1 LAP	1:58.556	17	2 LAPS	2:18.863	18	1:02.581	3:21.113	2	1:18.843	2:00.394
2	1:10.606	1:58.250	14	1 LAP	2:00.729	22	1 LAP	1:57.256	19	1:04.137	3:19.215	24	1:24.114	1:59.280
24	1:17.371	1:59.307	2	1:15.995	1:58.961	14	1 LAP	2:00.183	50	3 LAPS	2:04.628	27	1:27.005	1:56.259
36	2 LAPS	1:59.626	7	1:16.994	2:06.227P	36	2 LAPS	1:57.236	37	1 LAP	1:59.405	13	1:30.110	1:57.658
13	1:19.538	2:06.065P	50	3 LAPS	2:08.730	2	1:18.019	2:05.179P	30	1 LAP	1:58.269	35	1 LAP	2:00.279
51	1:22.559	2:09.234P	24	1:19.987	1:56.188	24	1:20.230	2:03.398P	8	1:18.560	1:55.625	39	1:42.939	1:58.079
37	1 LAP	1:59.975	36	2 LAPS	1:57.020	50	3 LAPS	2:06.252	23	1:29.445	1:55.799	22	1:43.248	1:56.537
40	1:36.106	2:07.141P	37	1 LAP	2:00.469	37	1 LAP	1:59.401	21	1 LAP	1:58.055	40	1:47.069	1:59.682
30	1 LAP	1:58.813	30	1 LAP	1:58.278	30	1 LAP	1:58.469	16	1:53.243	4:05.693	7	1:50.443	1:59.957
21	1 LAP	3:22.683	8	1:48.680	3:13.202	8	1:41.467	1:55.942	32	1:54.997	1:58.044	6	1:50.897	1:59.973
			21	1 LAP	1:58.280	21	1 LAP	1:58.701	15	1:59.077	1:55.544	36	1 LAP	1:57.743
						23	1:52.178	3:06.304	9	2:08.902	3:41.324	14	1:55.300	1:57.960
						32	2:15.485	1:59.040	2	2:11.906	3:12.419			
									24	2:18.291	3:16.593			
									27	2:24.203	1:57.137			
									13	2:25.909	1:59.045			
									35	1 LAP	2:00.600			
									39	2:38.317	1:58.026			
									22	2:40.168	1:56.802			
									40	2:40.844	2:00.943			
									7	2:43.943	2:00.851			
									6	2:44.381	2:00.532			
									14	2:50.797	1:58.175			
									36	1 LAP	1:57.157			

Weather / Track : Sun / Dry

www.mstworld.com

Page 4 of 7

Monza
Circuit Length = 5.7930 km.
Start: 16:30 End: 17:31

Printed - 17:36 Sunday, 24 June 2007

2007 FIA GT3 European Championship LAP CHART - RACE 2

(contd.)

Lap 21			Lap 22			Lap 23			Lap 24			Lap 25		
No	Behind	Laptime	No	Behind	Laptime	No	Behind	Laptime	No	Behind	Laptime	No	Behind	Laptime
38		1:56.177	38		1:56.735	38		1:56.980	38		1:56.449	38		1:56.468
18	5.276	1:55.500	36	2 LAPS	1:57.817	36	2 LAPS	1:57.172	36	2 LAPS	1:56.343	18	0.133	1:56.102
19	6.938	1:55.643	14	1 LAP	1:58.793	7	1 LAP	1:59.943	18	0.499	1:55.472	36	2 LAPS	1:57.263
8	21.002	1:56.514	18	3.496	1:54.955	18	1.476	1:54.960	7	1 LAP	2:00.112	40	1 LAP	2:00.656
43	23.260	2:01.549	19	6.685	1:56.482	6	1 LAP	2:01.495	14	1 LAP	1:58.912	19	7.045	1:57.511
30	1 LAP	1:58.268	8	19.318	1:55.051	14	1 LAP	1:58.503	19	6.002	1:56.665	7	1 LAP	2:00.314
37	1 LAP	2:01.451	43	26.561	2:00.036	19	5.786	1:56.081	6	1 LAP	2:01.283	14	1 LAP	1:59.687
50	3 LAPS	2:04.703	37	1 LAP	1:58.669	8	17.424	1:55.086	8	16.495	1:55.520	6	1 LAP	1:58.782
23	30.166	1:55.740	30	1 LAP	1:59.471	23	27.891	1:56.550	23	28.125	1:56.683	8	15.086	1:55.059
21	1 LAP	1:58.114	23	28.321	1:54.890	43	29.493	1:59.912	37	1 LAP	1:57.950	23	27.484	1:55.827
15	1:00.506	1:55.485	50	3 LAPS	2:01.396	37	1 LAP	1:59.142	43	32.283	1:59.239	37	1 LAP	1:58.022
32	1:01.244	1:57.669	21	1 LAP	1:57.717	30	1 LAP	1:59.418	30	1 LAP	1:58.463	30	1 LAP	1:58.518
9	1:17.864	1:59.751	32	1:02.140	1:57.631	50	3 LAPS	2:01.642	50	3 LAPS	1:59.818	43	35.372	1:59.557
2	1:22.904	2:00.238	15	1:02.500	1:58.729	21	1 LAP	1:59.251	21	1 LAP	1:59.678	50	3 LAPS	2:00.101
17	2 LAPS	3:06.813	9	1:20.185	1:59.056	15	1:02.439	1:56.919	15	1:01.519	1:55.529	15	1:00.365	1:55.314
24	1:26.439	1:58.502	2	1:26.666	2:00.497	32	1:02.680	1:57.520	32	1:03.585	1:57.354	32	1:05.267	1:58.150
27	1:27.288	1:56.460	27	1:29.171	1:58.618	9	1:21.978	1:58.773	9	1:24.280	1:58.751	9	1:26.725	1:58.913
13	1:32.144	1:58.211	24	1:30.111	2:00.407	27	1:29.902	1:57.711	27	1:29.783	1:56.330	27	1:29.709	1:56.394
35	1 LAP	2:00.085	17	2 LAPS	2:02.862	2	1:30.514	2:00.828	24	1:32.574	1:58.319	24	1:34.263	1:58.157
39	1:43.814	1:57.052	13	1:32.999	1:57.590	24	1:30.704	1:57.573	2	1:33.902	1:59.837	2	1:36.581	1:59.147
22	1:43.949	1:56.878	22	1:44.652	1:57.438	17	2 LAPS	1:58.892	13	1:35.161	1:57.246	13	1:36.755	1:58.062
40	1:50.076	1:59.184	39	1:45.026	1:57.947	13	1:34.364	1:58.345	22	1:43.863	1:56.198	22	1:44.301	1:56.906
16	1:52.456	2:48.976P	35	1 LAP	2:01.410	22	1:44.114	1:56.442	39	1:46.667	1:57.100	39	1:47.360	1:57.161
7	1:54.357	2:00.091	40	1:52.732	1:59.391	39	1:46.016	1:57.970	17	2 LAPS	2:13.459	17	2 LAPS	2:01.298
6	1:54.780	2:00.060				35	1 LAP	1:59.436	35	1 LAP	1:59.412	35	1 LAP	1:59.767
						40	1:54.619	1:58.867						

Weather / Track : Sun / Dry

www.mstworld.com

Page 5 of 7

Monza
Circuit Length = 5.7930 km.
Start: 16:30 End: 17:31

Printed - 17:36 Sunday, 24 June 2007

2007 FIA GT3 European Championship LAP CHART - RACE 2

(contd.)

Lap 26			Lap 27			Lap 28			Lap 29			Lap 30		
No	Behind	Laptime	No	Behind	Laptime	No	Behind	Laptime	No	Behind	Laptime	No	Behind	Laptime
38		1:56.049	18		1:54.873	18		1:55.470	18		1:56.098	18		1:56.189
18	0.065	1:55.981	38	1.363	1:56.301	38	1.872	1:55.979	38	1.656	1:55.882	38	0.989	1:55.522
36	2 LAPS	1:56.247	36	2 LAPS	1:57.772	36	2 LAPS	1:55.759	36	2 LAPS	1:55.961	36	2 LAPS	1:55.957
40	1 LAP	1:59.297	35	2 LAPS	1:59.985	35	2 LAPS	1:58.467	19	7.290	1:55.265	19	7.334	1:56.233
19	6.871	1:55.875	19	8.090	1:56.157	19	8.123	1:55.503	35	2 LAPS	1:59.789	8	15.329	1:57.025
14	1 LAP	1:58.631	17	3 LAPS	2:04.317	17	3 LAPS	1:59.437	8	14.493	1:56.171	35	2 LAPS	2:00.326
7	1 LAP	2:00.207	40	1 LAP	2:00.026	8	14.420	1:55.127	17	3 LAPS	2:00.152	17	3 LAPS	1:58.429
6	1 LAP	1:59.217	14	1 LAP	1:56.919	40	1 LAP	1:59.733	14	1 LAP	1:58.917	14	1 LAP	2:00.172
8	14.192	1:55.155	8	14.763	1:55.509	14	1 LAP	1:58.013	40	1 LAP	2:00.613	40	1 LAP	1:59.567
23	29.613	1:58.178	7	1 LAP	1:58.606	7	1 LAP	1:59.394	7	1 LAP	1:58.322	7	1 LAP	1:58.406
37	1 LAP	1:58.312	6	1 LAP	1:59.936	6	1 LAP	1:58.385	6	1 LAP	1:58.866	6	1 LAP	1:59.103
30	1 LAP	1:58.667	23	33.313	1:58.638	23	34.192	1:56.349	23	32.709	1:54.615	23	31.364	1:54.844
43	37.799	1:58.476	37	1 LAP	1:58.442	37	1 LAP	1:57.602	37	1 LAP	1:57.574	37	1 LAP	1:57.702
50	3 LAPS	2:00.268	30	1 LAP	1:57.230	30	1 LAP	1:57.138	30	1 LAP	1:57.779	30	1 LAP	1:57.451
15	59.957	1:55.641	43	40.963	1:58.102	43	43.400	1:57.907	43	45.115	1:57.813	43	1:24.795	2:35.869P
32	1:07.258	1:58.040	50	3 LAPS	2:00.818	50	3 LAPS	2:00.506	15	1:01.154	1:57.015	27	1:36.592	1:57.804
9	1:29.389	1:58.713	15	1:00.765	1:55.746	15	1:00.237	1:54.942	50	3 LAPS	2:08.483	50	3 LAPS	2:21.301P
27	1:30.351	1:56.691	32	1:10.342	1:58.022	32	1:19.337	2:04.465	32	1:31.849	2:08.610	32	1:36.833	2:01.173
24	1:36.119	1:57.905	27	1:33.380	1:57.967	27	1:34.240	1:56.330	27	1:34.977	1:56.835	24	1:44.577	1:57.874
2	1:40.158	1:59.626	9	1:33.514	1:59.063	9	1:37.165	1:59.121	9	1:41.839	2:00.772	22	1:49.795	1:56.475
13	1:40.347	1:59.641	24	1:39.283	1:58.102	24	1:41.551	1:57.738	24	1:42.892	1:57.439	2	1:55.780	1:59.529
22	1:44.379	1:56.127	2	1:44.980	1:59.760	22	1:47.970	1:57.628	22	1:49.509	1:57.637	39	1:56.011	1:58.344
39	1:48.541	1:57.230	13	1:45.071	1:59.662	2	1:48.848	1:59.338	2	1:52.440	1:59.690			
			22	1:45.812	1:56.371	39	1:53.374	1:58.526	39	1:53.856	1:56.580			
			39	1:50.318	1:56.715									

Weather / Track : Sun / Dry

www.mstworld.com

Page 6 of 7

Monza
Circuit Length = 5.7930 km.
Start: 16:30 End: 17:31

Printed - 17:36 Sunday, 24 June 2007

**2007 FIA GT3 European Championship
LAP CHART - RACE 2**

(contd.)

Lap 31			Lap 32			Lap 33			Lap 34			Lap 35		
No	Behind	Laptime	No	Behind	Laptime	No	Behind	Laptime	No	Behind	Laptime	No	Behind	Laptime
18		1:56.771												
38	1.089	1:56.871												
36	2 LAPS	1:55.638												
9	1 LAP	2:16.978												
19	11.960	2:01.397												
35	2 LAPS	1:58.177												
8	18.068	1:59.510												
17	3 LAPS	1:59.681												
40	1 LAP	2:00.218												
7	1 LAP	1:59.262												
6	1 LAP	1:58.854												
23	28.818	1:54.225												
14	1 LAP	2:16.971												
37	1 LAP	1:58.014												
30	1 LAP	1:57.988												
32	1:44.251	2:04.189												
27	1:45.422	2:05.601												
24	1:45.806	1:58.000												
22	1:49.551	1:56.527												
2	1:58.703	1:59.694												
39	3:03.482	3:04.242P												

Weather / Track : Sun / Dry

www.mstworld.com

Page 7 of 7

Monza
Circuit Length = 5.7930 km.
Start: 16:30 End: 17:31

Printed - 17:36 Sunday, 24 June 2007